

Ref. No.: BBL/555/2023-24

February 09, 2024

BSE Limited

Dept. of Corporate Services
Phiroze Jeejeebhoy Towers,
Dalal Street,
Mumbai – 400001

BSE Scrip Code: 541153**National Stock Exchange of India Limited**

The Listing Department
Exchange Plaza, C-1, Block G
Bandra Kurla Complex, Bandra (E)
Mumbai – 400051

NSE Symbol: BANDHANBNK

Dear Sir/Madam,

Sub: Press Release and Earnings Update Presentation on the Unaudited Financial Results for the quarter and nine months ended December 31, 2023

In continuation to our letter ref. no. BBL/554/2023-24 dated February 09, 2024 and pursuant to the provisions of Regulation 30 and other applicable provisions of the SEBI (Listing Obligations and Disclosure Requirements) Regulations, 2015, we hereby submit the following:

1. The Press Release on the Unaudited Financial Results of Bandhan Bank Limited (the '**Bank**'), for the quarter (Q3) and nine months ended December 31, 2023;
2. The Earnings Update Presentation on the Unaudited (Limited Reviewed) Financial Results of the Bank for the quarter (Q3) and nine months ended December 31, 2023.

You are requested to take note of the above.

All the above mentioned documents are being simultaneously uploaded on the Bank's website at www.bandhanbank.com.

Thanking you.

Yours faithfully,

for **Bandhan Bank Limited**

Indranil Banerjee
Company Secretary

Encl.: As above

PRESS RELEASE**Bandhan Bank Q3 FY24 business grows 17% YoY;
PAT grows 152% YoY to ₹ 733 crore****Kolkata, February 09, 2024:**

The Board of Directors of Bandhan Bank Ltd., at a meeting held in Kolkata today, approved its Financial Results for the Quarter ended December 31, 2023. The accounts have been subjected to “Limited Review” by the statutory auditors of the bank.

Highlights for Q3 FY24:

- **Net Interest Income** has grown to ₹ 2,525 crore in Q3 FY24 vs ₹ 2,081 crore in Q3 FY23, up 21%
- **Loan portfolio** stands at ₹ 1.16 lakh crore, growing by 18.6% YoY
 - **Retail Loan** books other than housing finance books grew by 70% YoY
 - **Commercial Banking** book grew by 60% YoY
 - **Housing Finance** book grew more than 6% YoY
 - **EEB Book** has shown a growth of 10% YoY; it grew 7.5% on a QoQ basis.
- **Total Deposits** stands at ₹ 1.17 lakh crore, growing by 14.8% YoY, better than the industry average growth
 - **CASA deposits** are at ₹ 42,413 crore
 - **CASA ratio** stands at a healthy 36.1% in Q3 FY24
- **Profit after tax (PAT)** stood at ₹ 733 crore in Q3FY24 as compared to ₹ 291 crore in Q3FY23, registering a growth of 152% YoY
- **GNPA** improved to 7.0% as of December 31, 2023, against 7.3% as of September 30, 2023
 - **Collection efficiency** for the bank stood steady and healthy at 98% for the Dec 23 quarter.
 - **Collection efficiency** for the EEB book also stood at 99% on Dec 23 quarter.
 - **Collection efficiency** for Assam & WB remains at a healthy 99%
- **PCR** at 70% as of December 31, 2023
- **NIM%** stood at 7.2% in Q3 FY24 better than 6.5% in Q3 FY23, stable from 7.2% in Q2 FY24
- **ROA & ROE** (annualized) for Q3 FY24 stands at 1.9% and 14% respectively
- **CRAR** including 9M FY24 profits stands at 19.8%

Commenting on the performance, **Mr. Chandra Shekhar Ghosh, Managing Director and CEO of Bandhan Bank** said: *“The growth in this quarter across various segments of business is very encouraging. The bank has demonstrated stability across various key performance indicators despite a tough operating environment. With the recent CBS migration and the new talent in the Bank’s leadership, I am confident that we will continue the growth momentum. Looking ahead, we stand poised for growth, leveraging our robust foundation to seize emerging opportunities and continue serving the nation’s population with services that they truly deserve.”*

The bank has added nearly 9 lakh customers in the current quarter and the total number of customers stands at 3.26 crore. Total Banking outlets stood at more than 6,250. During the quarter, the number of employees of the bank has gone above 75,000.

Highlights for the Quarter ended Dec 31, 2023:

Particulars (in ₹ bn)	Quarter		
	Q3 FY 24	Q2 FY 24	Q3 FY 23
Net Interest Income	25.3	24.4	20.8
Non-Interest Income	5.5	5.4	10.3
Total Income	30.7	29.8	31.1
Opex	14.2	14.0	11.9
Operating Profit	16.6	15.8	19.2
Provision (Other than Taxes)	6.8	6.4	15.4
PBT	9.7	9.5	3.8
PAT	7.3	7.2	2.9

Key Ratios Highlights:

Particulars	Quarter		
	Q3 FY 24	Q2 FY 24	Q3 FY 23
CASA to Total Deposit	36.1%	38.5%	36.4%
Net Interest Margin (Annualised)	7.2%	7.2%	6.5%
Cost to Income Ratio	46.1%	46.9%	38.3%
Return on Average Assets (Annualised)	1.9%	1.9%	0.8%
Return on Average Equity (Annualised)	13.7%	13.9%	6.2%
Capital Adequacy Ratio (CAR)	19.8%	20.6%	20.6%
Gross NPA (%)	7.0%	7.3%	7.2%
Net NPA (%)	2.2%	2.3%	1.9%

About Bandhan Bank:

Bandhan started in 2001 as a not-for-profit enterprise that stood for financial inclusion and women empowerment through sustainable livelihood creation. It turned into an NBFC a few years later but the core objective remained financial inclusion. When Bandhan Bank started operations on August 23, 2015, it was the first instance of a microfinance entity transforming into a universal bank in India. On the day of the launch itself, Bandhan Bank started with 2,523 banking outlets.

Bandhan Bank is driven by a constant desire to serve better. It offers world-class banking products and services to urban, semi-urban and rural customers alike. In the last few years of operations, Bandhan Bank has spread its presence to 35 of the 36 states and union territories in India with more than 6,250 banking outlets serving 3.26 crore customers. With its experienced management, diversified team and well-entrenched distribution, Bandhan Bank is well-poised to meet the aspirations of its customers and stakeholders.

For media queries please contact:

Bandhan Bank Limited

Ritesh Mehta, VP – Corporate Communications ritesh.mehta@bandhanbank.com (9930125097)

Apurva Sircar, Head – Marketing (apurva.sircar@bandhanbank.com)

Investor Presentation

Q3FY24

February' 2024



Bandhan
Bank

Disclaimer

- This presentation is confidential and may not be copied, published, distributed or transmitted. The information in this presentation is being provided by Bandhan Bank Limited (also referred to as 'Bank'). By attending a meeting where this presentation is made, or by reading this presentation material, you agree to be bound by following limitations:
 - The information in this presentation has been prepared for use in presentations by Bank for information purposes only and does not constitute, or should be regarded as, or form part of any offer, invitation, inducement or advertisement to sell or issue, or any solicitation or any offer to purchase or subscribe for, any securities of the Company in any jurisdiction, including the United States and India, nor shall it, or the fact of its distribution form the basis of, or be relied on in connection with, any investment decision or any contract or commitment to purchase or subscribe for any securities of the Company in any jurisdiction, including the United States and India. This presentation does not constitute a recommendation by the Bank or any other party to sell or buy any securities of the Bank. This presentation and its contents are not and should not be construed as a prospectus or an offer document, including as defined under the Companies Act, 2013, to the extent notified and in force or an offer document under the Securities and Exchange Board of India (Issue of Capital and Disclosure Requirements) Regulations, 2009as amended.
 - The Bank may alter, modify, or otherwise change in any manner the contents of this presentation without obligation to modify any person of such change or changes. No representation warranty implied as to and reliance or warranty, express or implied, is made to, nor should be placed on, the fairness, accuracy, completeness or correctness of the information or opinions contained in this presentation. Neither Bank nor any of its affiliates, advisors or representatives shall have any responsibility or liability whatsoever (for negligence or otherwise) for any loss howsoever arising from any use of this presentation or its contents or otherwise arising in connection with this presentation. The information set out herein may be subject to updating, completion, revision, verification and amendment and such information may change materially. This presentation is based on the economic, regulatory, market and other conditions as in effect on the date hereof. It should be understood that subsequent developments may affect the information contained in this presentation, which neither Bank nor its affiliates, advisors or representatives are under any obligation to update, revise or affirm.
 - This presentation contains certain supplemental measures of performance and liquidity that are not required by or presented in accordance with Indian GAAP, and should not be considered as an alternative to profit, operating revenue or any other performance measures derived in accordance with Indian GAAP or an alternative to cash flow from operations as a measure of liquidity of the Bank. You must make your own assessment of the relevance, accuracy and adequacy of the information contained in this presentation and must make independent analysis as you may consider necessary or appropriate for such purpose. Any opinions expressed in this presentation are subject to change without notice and past performance is not indicative of future results. By attending this presentation you acknowledge that you will be solely responsible for your own assessment of the market position of the Bank and that you will conduct your own analysis and be solely responsible for forming your own view of the potential future performance of the Bank 's business.
 - This presentation contains forward-looking statements based on the currently held beliefs and assumptions of the management of the Bank , which are expressed in good faith and, in their opinion, reasonable. Forward-looking statements involve known and unknown risks, uncertainties and other factors, which may cause the actual results, financial condition, performance, or achievements of the Bank or industry results, to differ materially from the results, financial condition, performance or achievements expressed or implied by such forward-looking statements. The risks and uncertainties relating to these statements include, but are not limited to, risks and uncertainties regarding expansion plans and the benefits there from, fluctuations in our earnings, our ability to manage growth and implement strategies, competition in our business including those factors which may affect our cost advantage, wage increases in India, our ability to attract and retain highly skilled professionals, our ability to win new contracts, changes in technology, availability of financing, our ability to successfully complete and integrate our expansion plans, liabilities, political instability and general economic conditions affecting our industry. Unless otherwise indicated, the information contained herein is preliminary and indicative and is based on management information, current plans and estimates. Industry and market-related information is obtained or derived from industry publications and other sources and has not been verified by us. Given these risks, uncertainties and other factors, recipients of this document are cautioned not to place undue reliance on these forward-looking statements. The Bank disclaims any obligation to update these forward-looking statements to reflect future events or developments.
 - This presentation is not an offer for sale of securities in the UNITED STATES or elsewhere.

Key Highlights



Bandhan
Bank

Key Highlights

- NII for the quarter grew at 21% YoY
- Retail loans (excl. housing) grew ~70% YoY, Commercial Banking division grew ~60% YoY
- Loan portfolio (on book + off book + TLTRO + PTC) for Q3FY24 grew 7.7% QoQ and 18.6% YoY
- CASA ratio stands healthy at 36.1% in Q3FY24
- Deposits grew by 4.8% QoQ and 14.8% YoY in Q3FY24
- Retail Deposit to Total Deposit at 71% in Q3FY24
- NIM remained largely stable QoQ at 7.2% in Q3FY24
- Gross NPA is at 7.0% & Net NPA is at 2.2% vs. 7.3% and 2.3% respectively in previous quarter
- Added 0.9 mn customer during the quarter with total customer base reaching to 32.6 mn (EEB – 24.4 mn, Non EEB – 8.2 mn)
- Geographical diversification of EEB portfolio on track - West Bengal and Assam contribution is less than 45%

Total Deposits

₹1174.2bn

Total Loans and Advances¹

₹ 1159.4bn

Net Interest Margin (NIM)

7.2%

CASA Ratio


36.1%


ROAA


1.9%

ROAE


14%

 35 states and UTs

 613 districts


 4,598 banking units

 1,647 branches

 438 ATMs

 75,072 employees

 32.6 mn customer

 33.4% EEB* group based loans

¹On book + Off Book (including PTC of ₹ 0.7 bn)

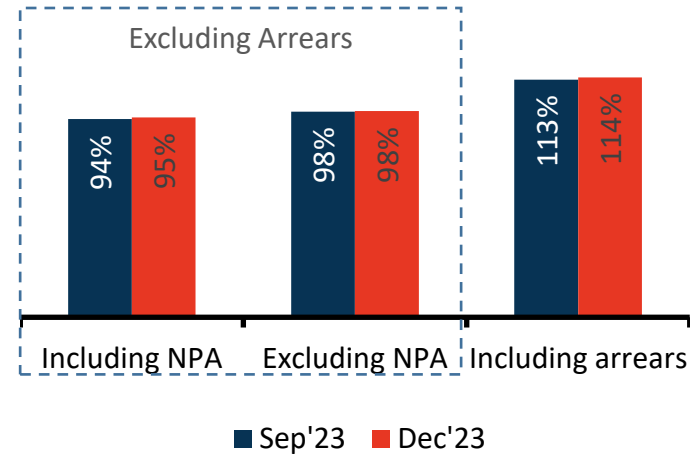
*Emerging Entrepreneurs Business (Erstwhile Micro Banking Unit)

EEB Collection Efficiency

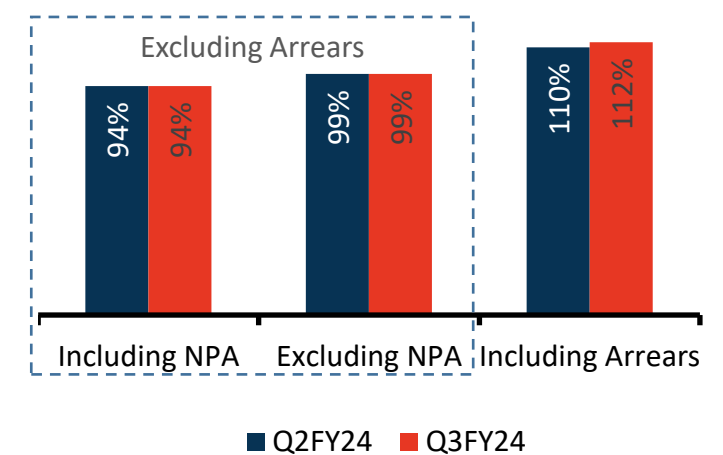
Top states

States	For Sep'23	For Dec'23	For Q2 FY24	For Q3 FY24
West Bengal	99%	99%	99%	99%
Assam	99%	99%	99%	99%
Rest of India	97%	98%	98%	99%
Total	98%	98%	99%	99%

Collection Efficiency for the month



Collection Efficiency for the quarter



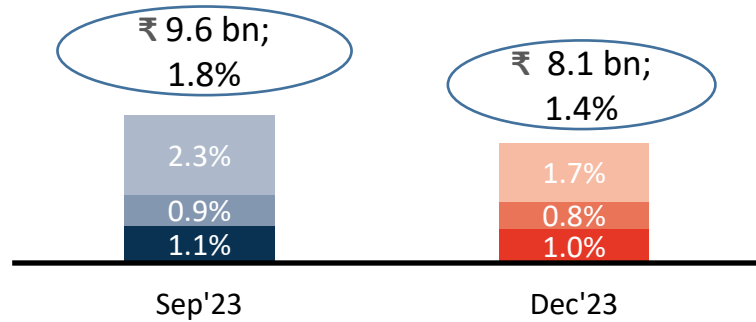
Customer Paying Profile

Category	For the month of Sep'23		For the month of Dec'23	
	Share of customers	Share of receivables	Share of customers	Share of receivables
Full Paying	96%	96%	96%	96%
Partial Paying	3%	3%	3%	3%
Non Paying	1%	1%	1%	1%
Total	100%	100%	100%	100%

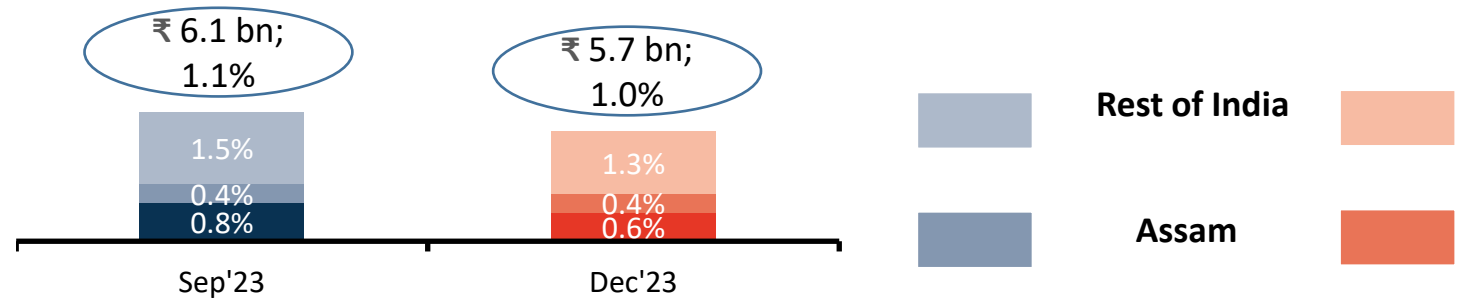
* Top States and Paying profile excludes NPA

EEB DPD movement

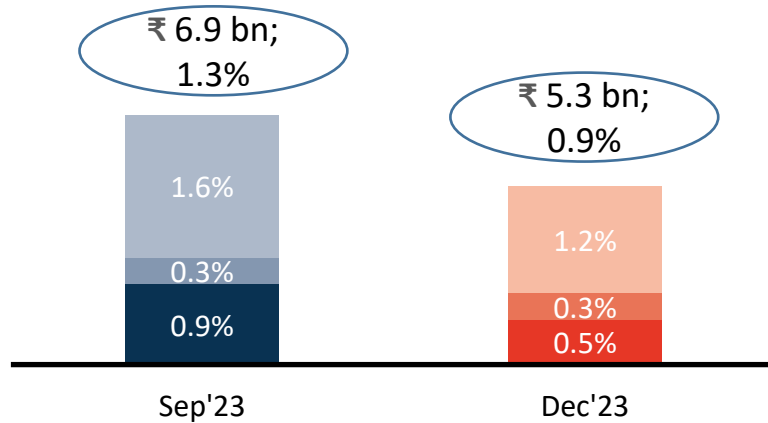
1-30 days



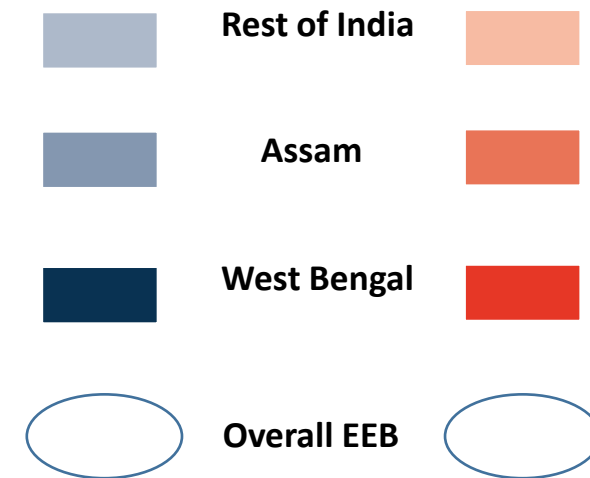
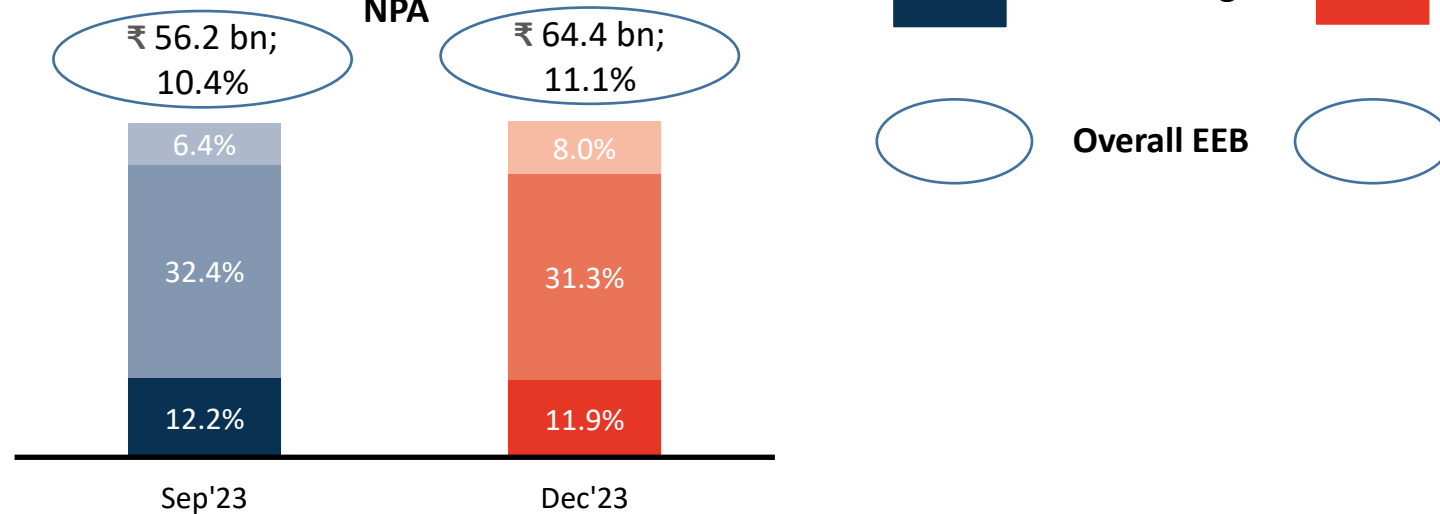
31-60 Days



61-90 Days



NPA



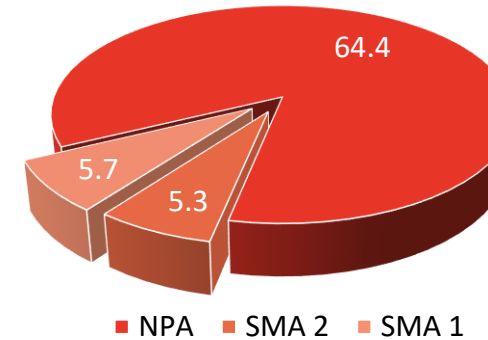
Stress Pool and NPA Analysis

All amount in ₹ Bn.

EEB Stress Pool Coverage Analysis – Dec'23

Coverage	Amount
Provision	53
CGFMU recovery	16
ECLGS Guarantee	4
Assam Relief Scheme	xx
Total	73

EEB Stress Pool - ₹ 75 Bn.



Month wise Pan Bank Slippage Trend

Month	Slippage
Jul'23	4.2
Aug'23	4.4
Sept'23	4.6
Oct'23	6.3
Nov'23	3.9
Dec'23	3.7

EEB Book - Vintage Analysis

* % of Disbursement

Qtr	Disbursement	SMA1*	SMA2*	NPA*
Q1FY23	82.2	0.4%	0.4%	2.8%
Q2FY23	128.4	0.5%	0.5%	3.2%
Q3FY23	152.2	0.8%	0.8%	3.4%
Q4FY23	211.7	1.0%	0.9%	2.5%
Q1FY24	80.2	0.5%	0.3%	0.3%
Q2FY24	169.9	0.3%	0.1%	0.0%
Q3FY24	174.8	0.0%	0.0%	0.0%

NPA movement

All amount in ₹ Bn.

Particulars	Q3FY23	Q4FY23	Q1FY24	Q2FY24	Q3FY24
Opening GNPA (A)	68.5	69.6	53.0	69.6	78.7
Fresh Slippages (B)	32.7	11.2	13.6	13.2	13.9
Reductions (C) :					
- Recoveries & Upgrades	6.2	4.7	2.8	4.1	4.1
- Write offs	25.3	-	-	-	-
NPA Sale to ARC (D)	-	23.2	-	-	7.2
ECLGS guaranteed advances classified as NPA (E)	-	-	5.8	-	-
Closing Gross NPA (F = A + B – C –D + E)	69.6	53.0	69.6	78.7	81.4
Net Increase in GNPA (excl. write off, ARC & one time ECLGS downgrade)	26.4	6.5	10.8	9.1	2.7
Provisions	52.5	40.7	48.2	55.1	57.0
Net NPA	17.1	12.3	21.4	23.6	24.4
Reported GNPA Ratio	7.2%	4.9%	6.8%	7.3%	7.0%
Reported NNPA Ratio	1.9%	1.2%	2.2%	2.3%	2.2%
Reported PCR	75.4%	76.8%	69.2%	70.0%	70.0%

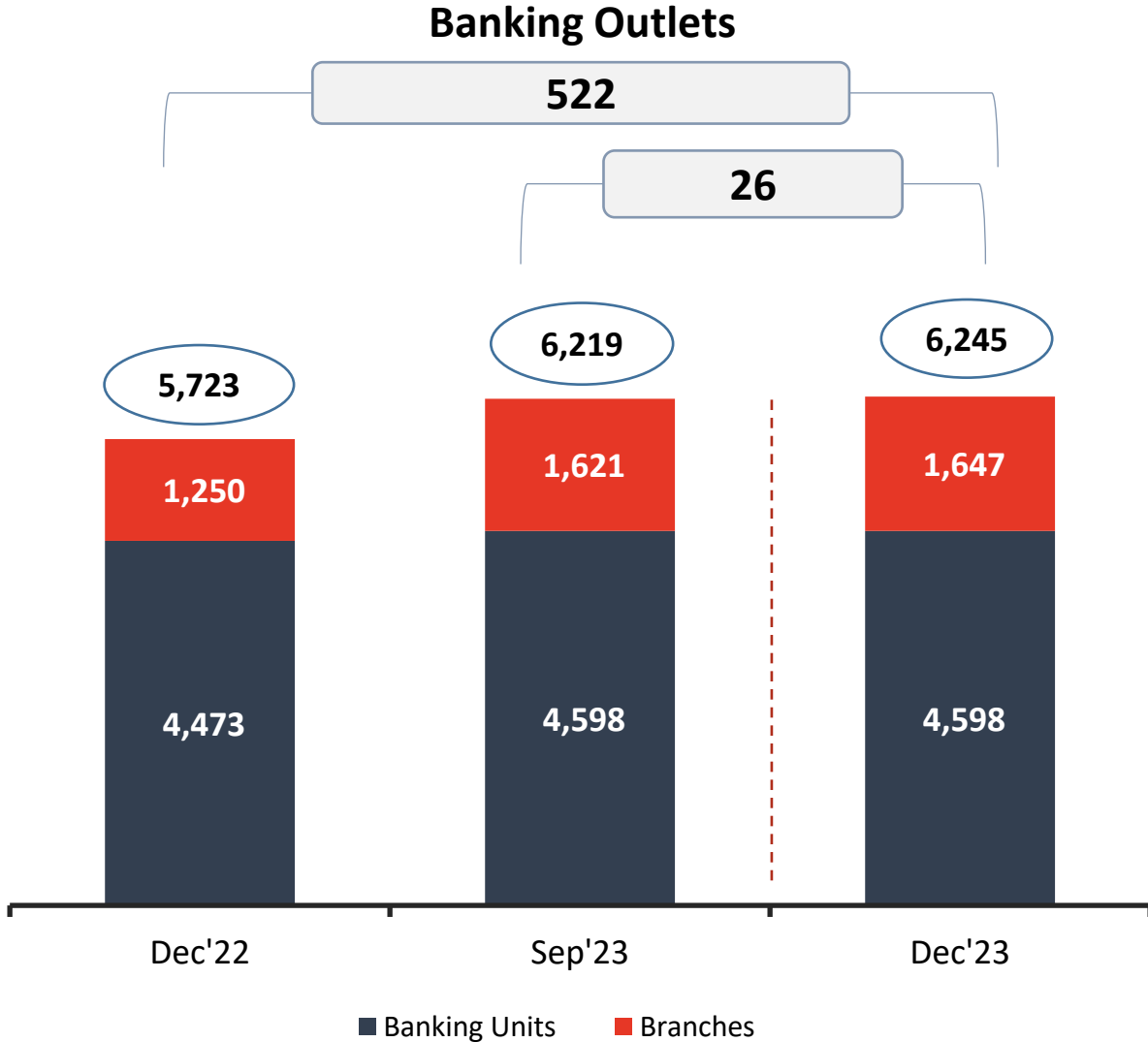
Note: During the quarter, out of total slippages of ₹ 13.9 bn, ~45% came in Oct'23 on account of system migration followed by the festive season

Business & Financial Overview



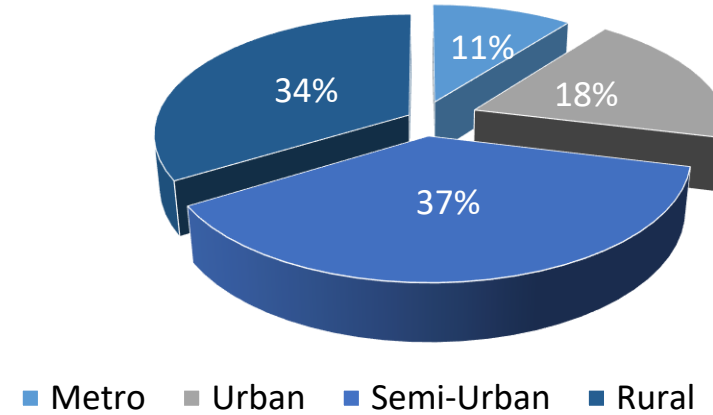
Bandhan
Bank

Geographical Distribution

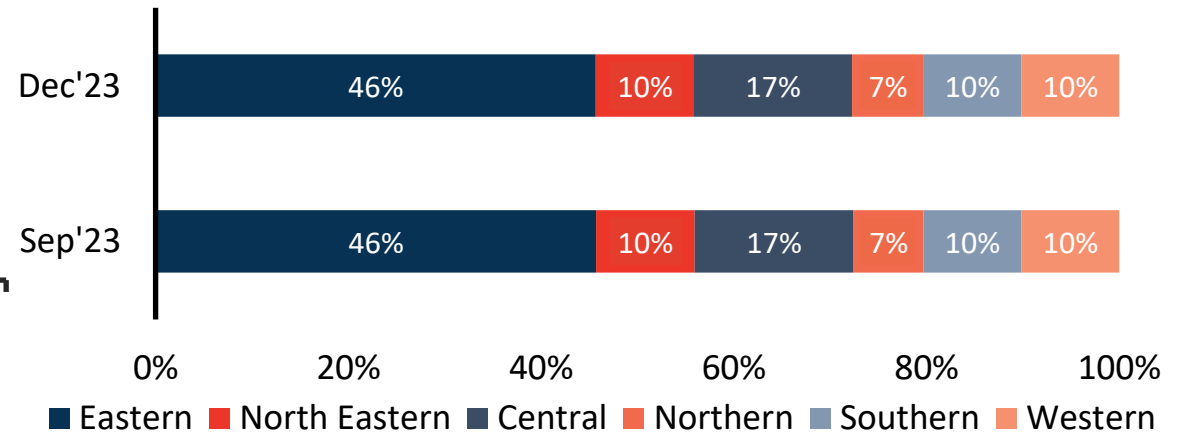


Focus on serving the rural & underbanked population

Banking Outlets as on 31st Dec 2023

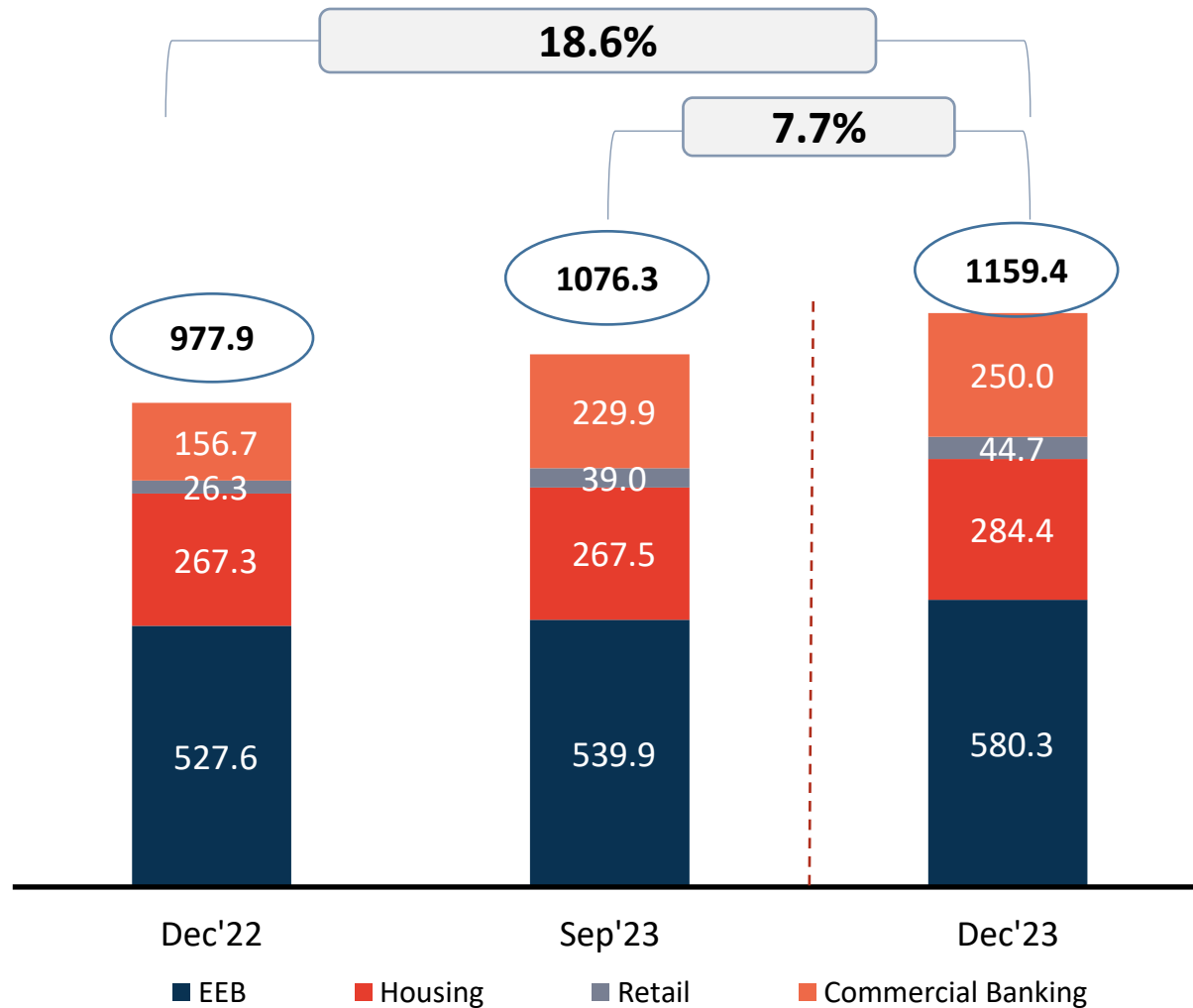


Diversifying presence...



Asset Book Mix

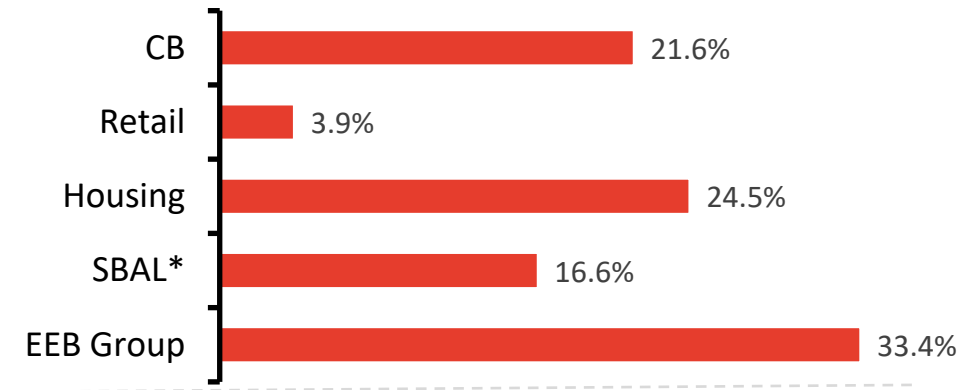
All amount in ₹ Bn.



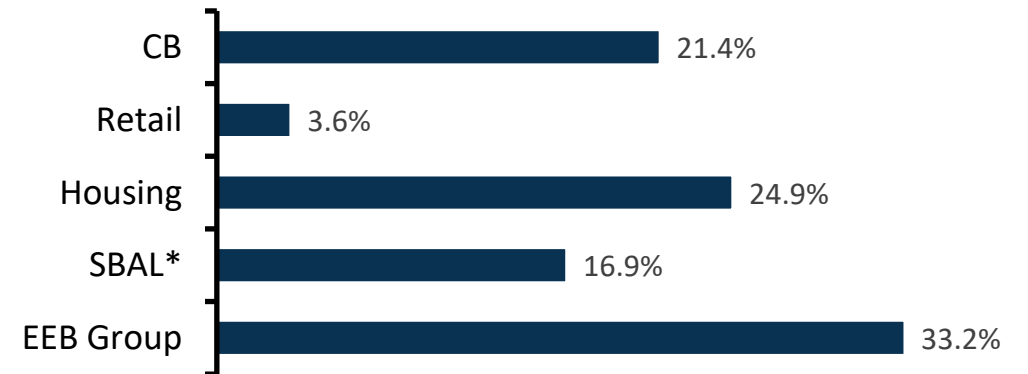
• *Small Business and Agri Loans (Individual)*

Share of Loan Book

Dec-23

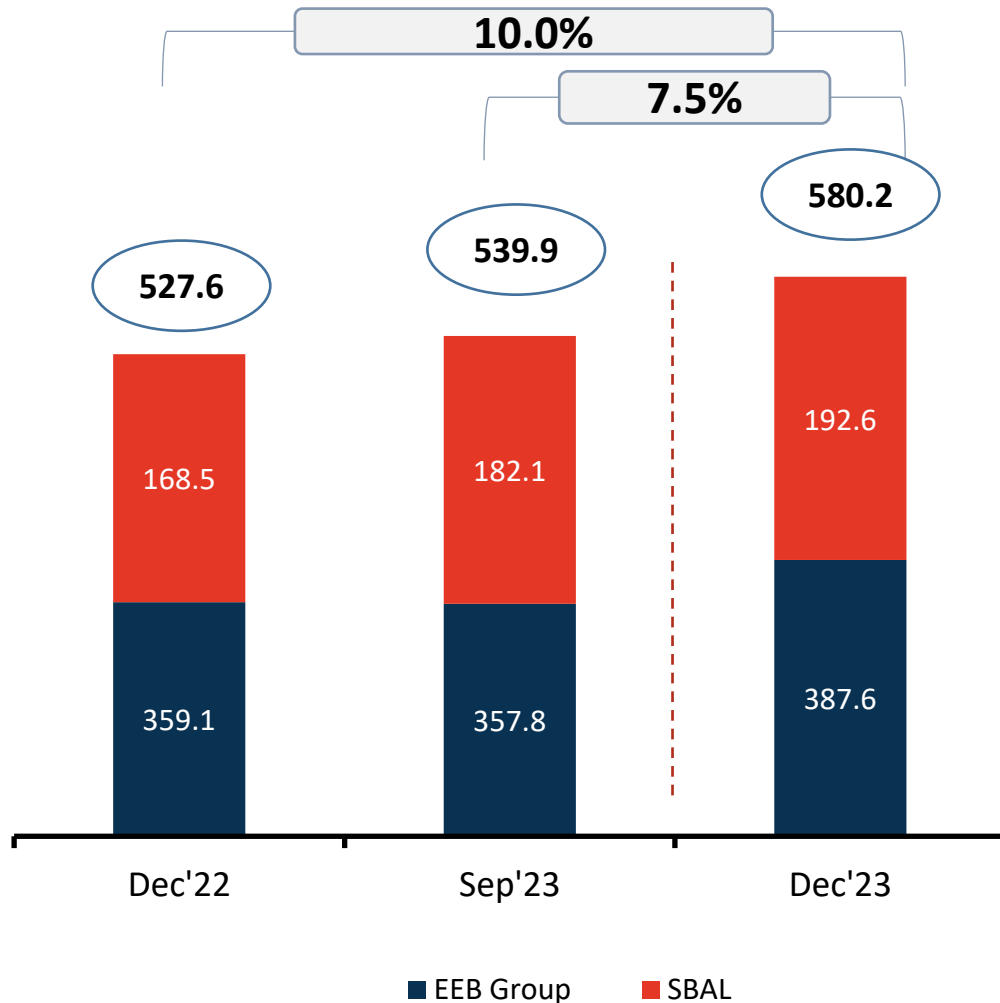


Sep-23

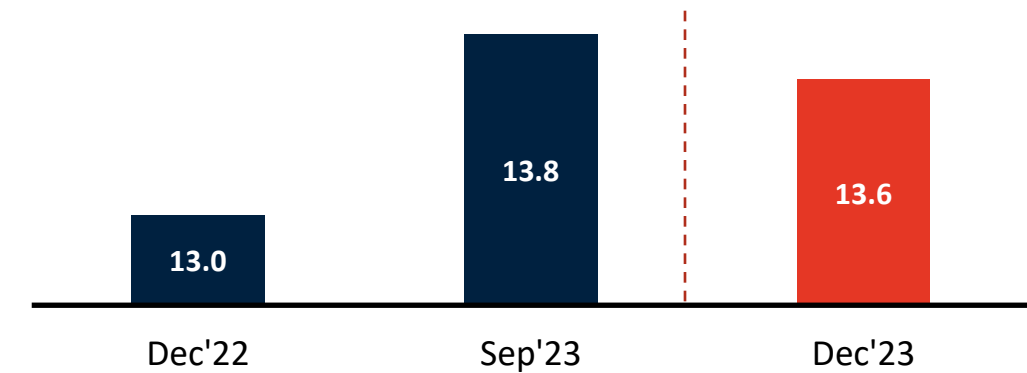


Emerging Entrepreneurs Business

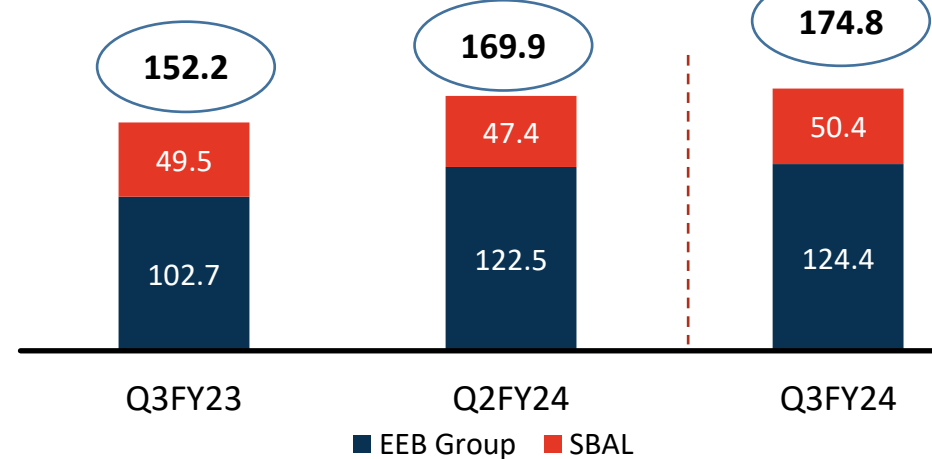
Emerging Entrepreneurs Asset Growth (₹ in Bn)



Number of Active Borrowers (Mn)

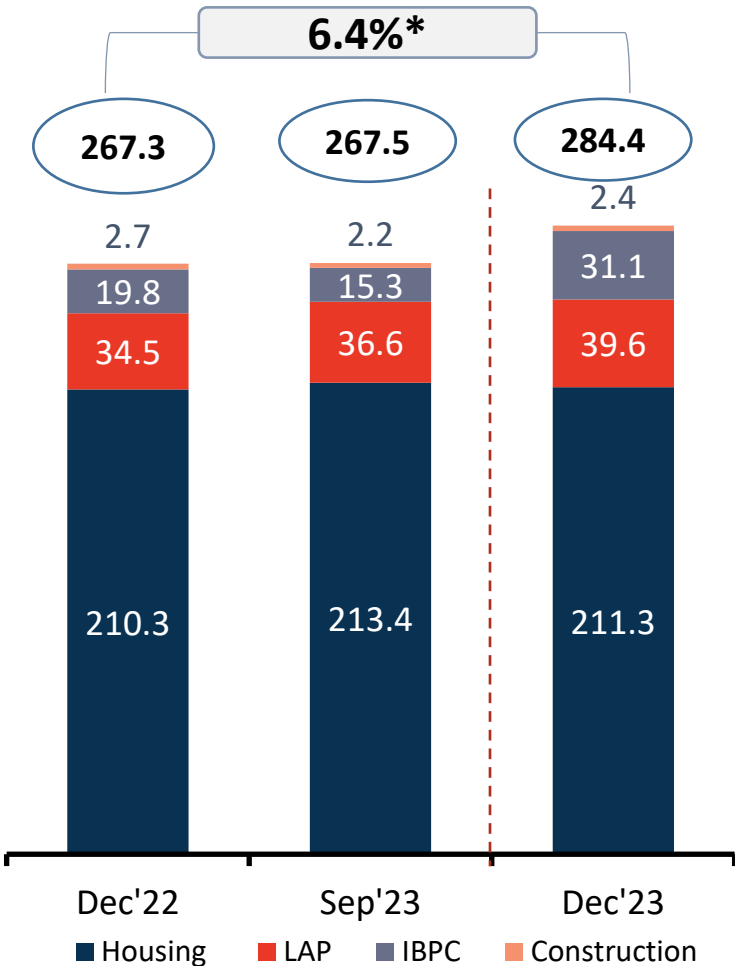


EEB Loan Disbursement (₹ in Bn)

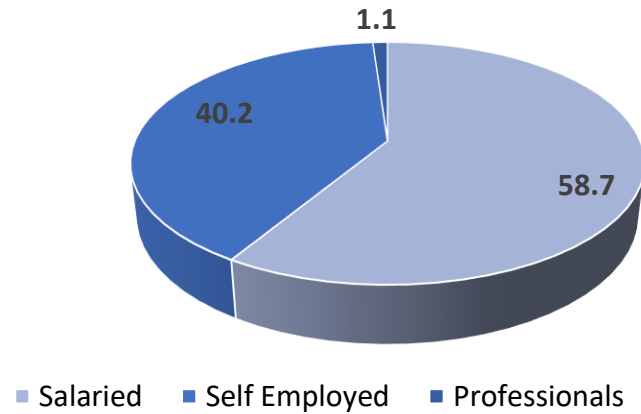


Housing Finance

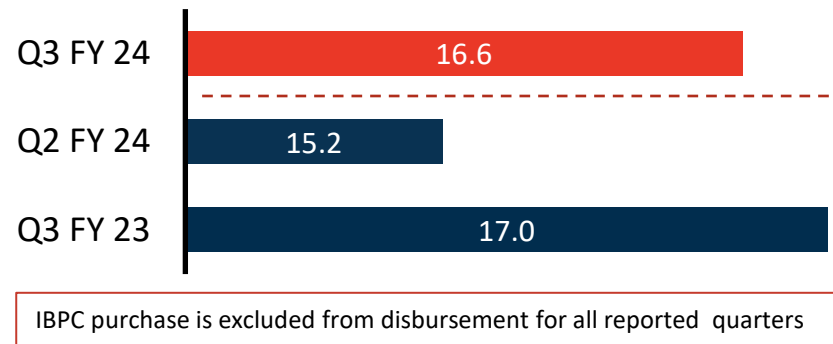
Housing Asset Bifurcation (₹ in Bn)



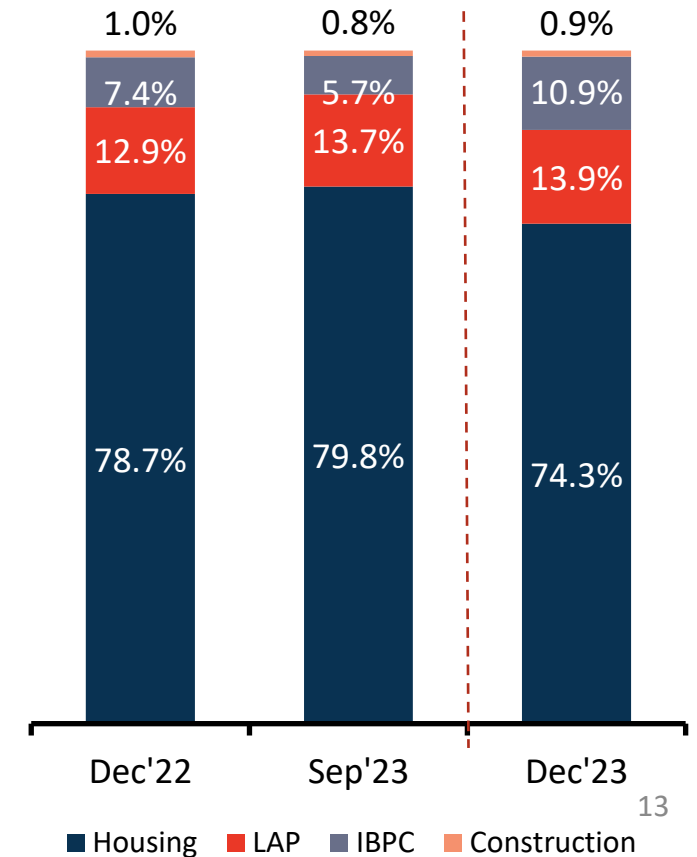
Borrowers Bifurcation – Dec'23



Housing Asset Disbursements (₹ in Bn)



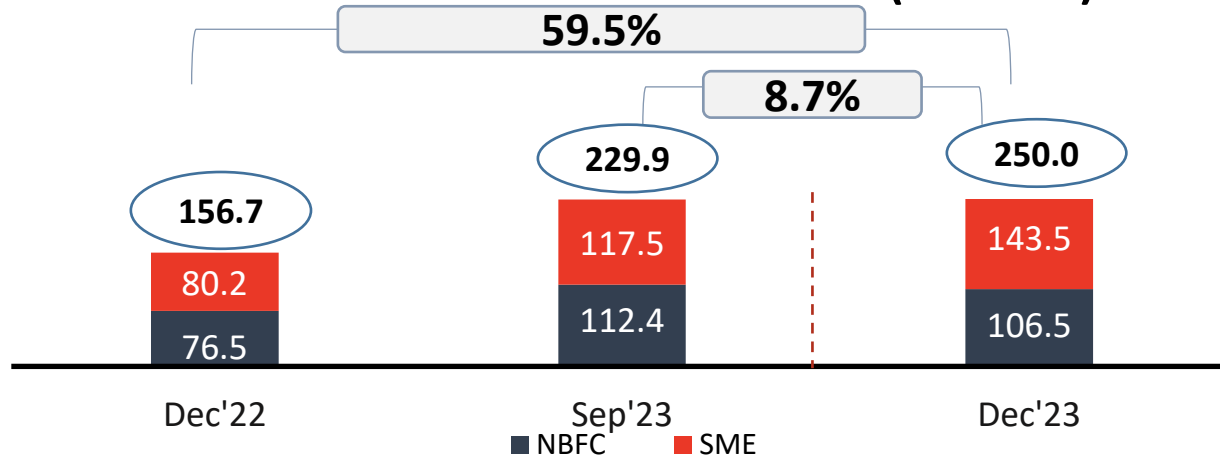
Housing Asset Segment wise (in %)



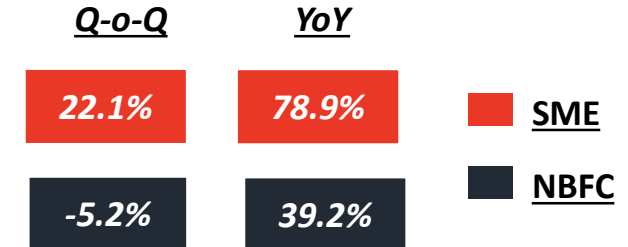
* Adjusting for the sale to ARC (₹ 7.2 Bn) growth would have been 9.1% YoY

Commercial Banking (CB) & Retail Assets

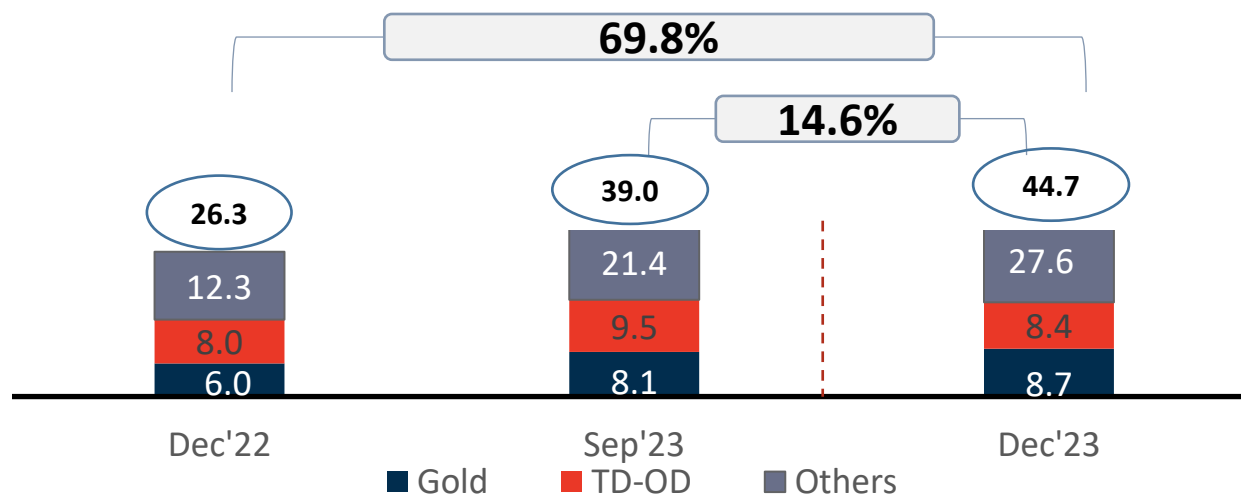
Product wise CB Assets (₹ in Bn)



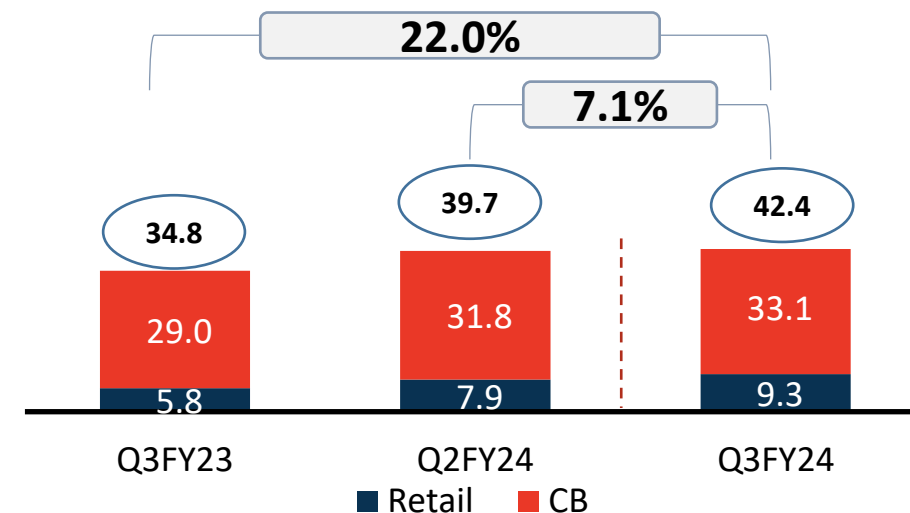
CB segment wise Growth



Product wise Retail Assets (₹ in Bn)



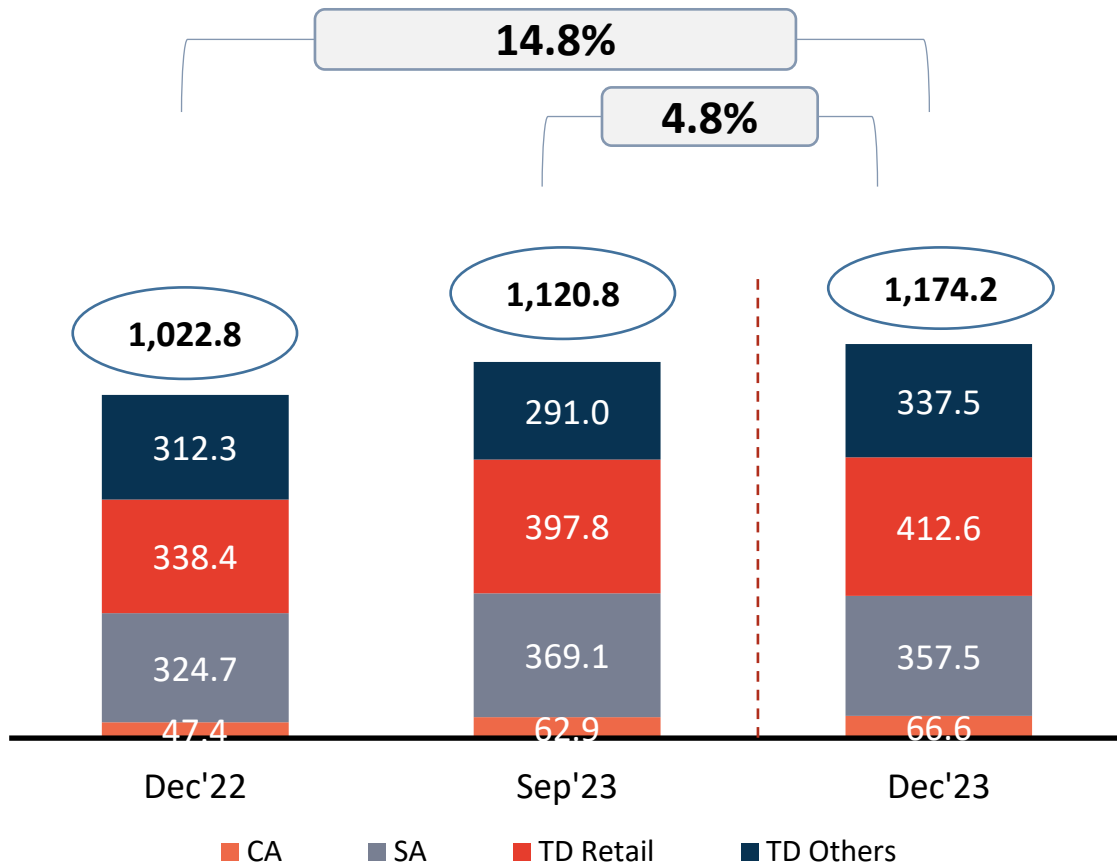
CB & Retail Disbursements (₹ in Bn)



Term Loan disbursements Only

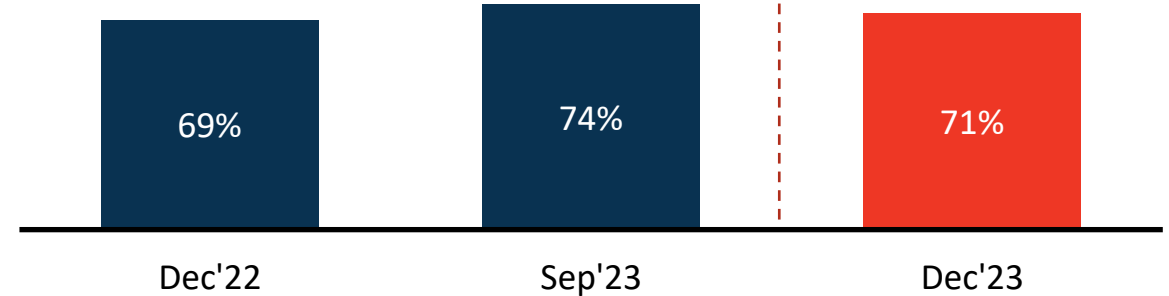
Liabilities Profile

Deposits Growth (₹ in Bn)

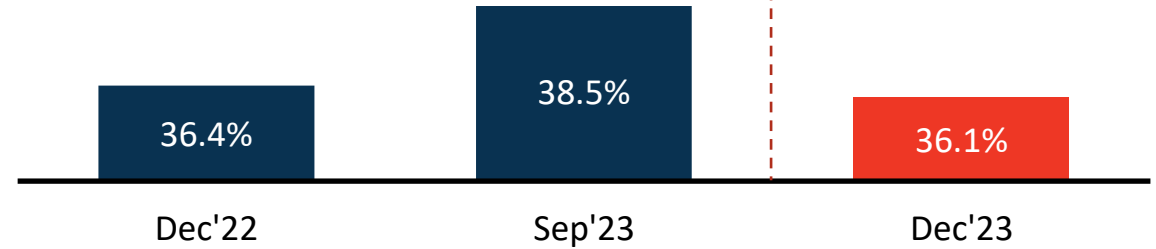


EEB deposits contribute to 4% of Total deposit as on Dec'23

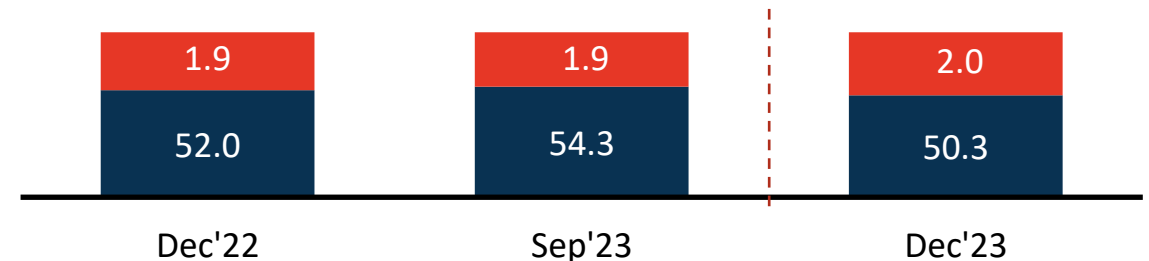
Retail to Total Deposits (%)



CASA (%)

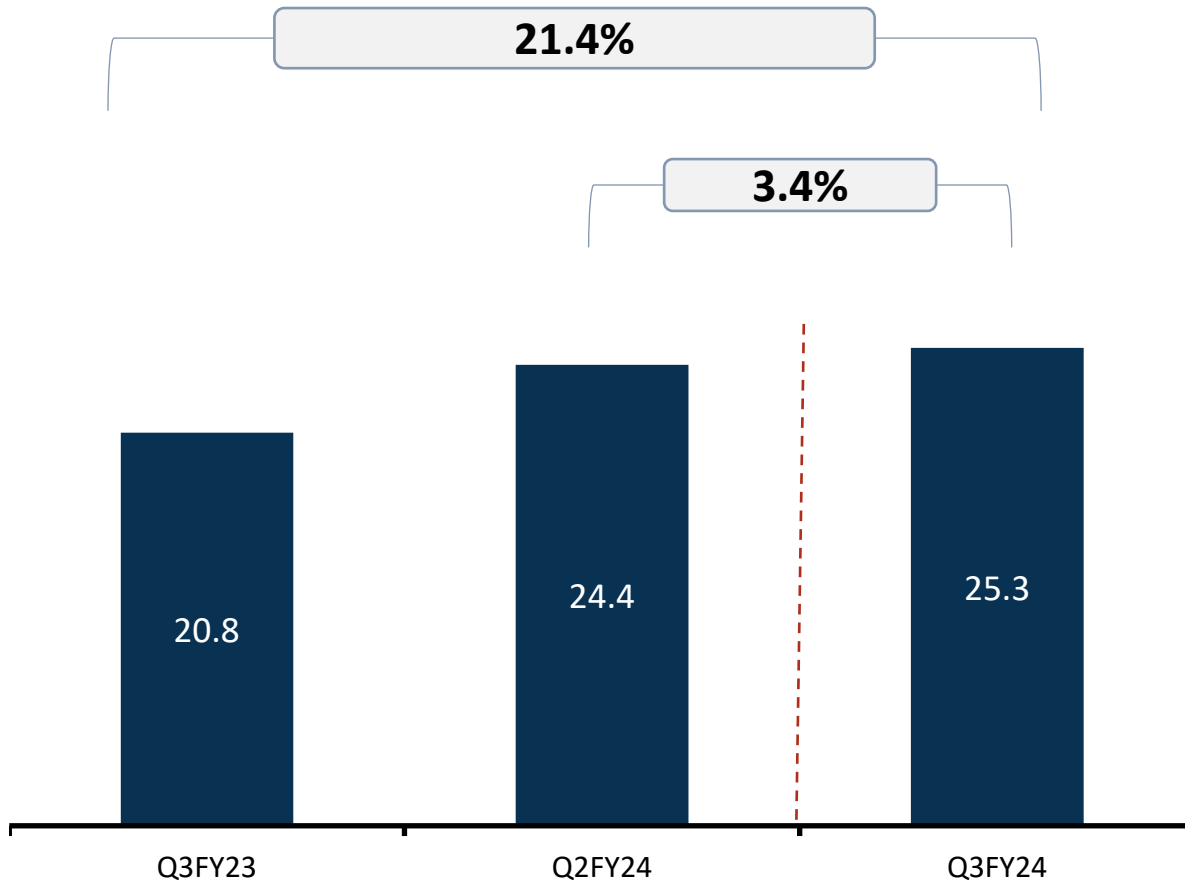


Average SA Balance Per Customer (₹ in 000')

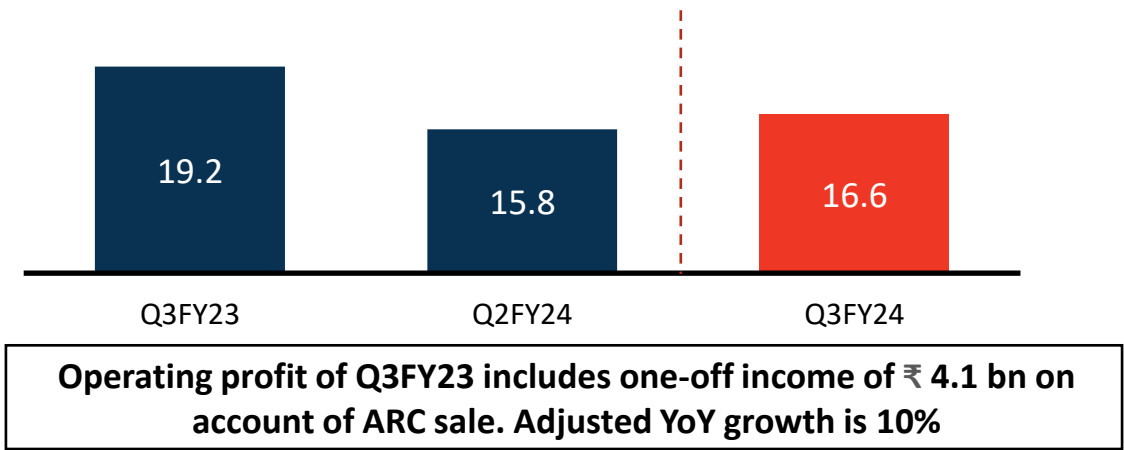


Financial Performance

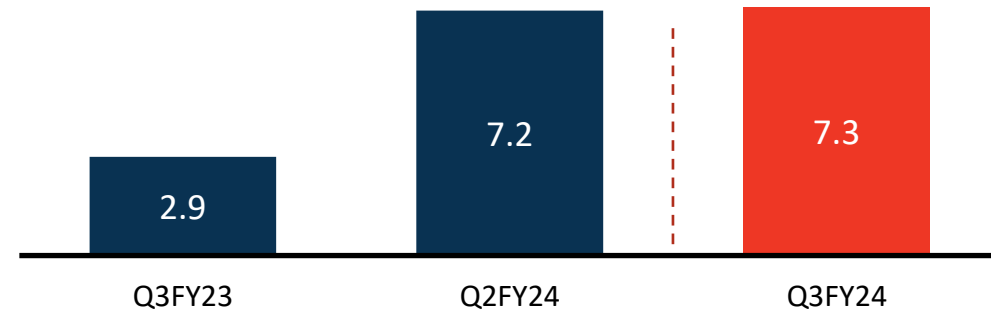
Net Interest Income (₹ in Bn)



Operating Profit (₹ in Bn)



PAT (₹ in Bn)



Break up of Other Income

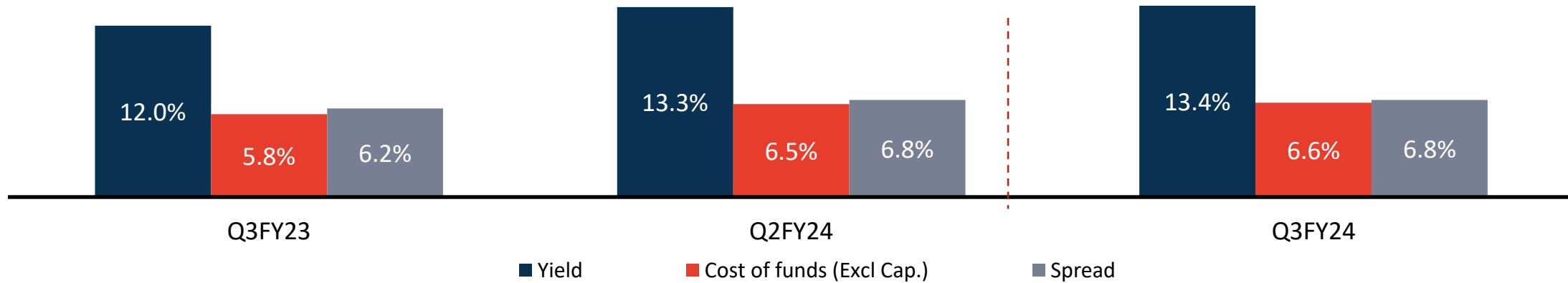
All amount in ₹ Mn.

Details of other Income	Q3FY23	Q2FY24	Q3FY24	YoY	QoQ
Processing Charges	2,123	2,445	2,504	17.9%	2.4%
Third Party Income	905	749	606	-33.0%	-19.2%
Collection fees from ARC	120	372	233	94.4%	-37.2%
Profit on sale of Investment	410	356	98	-76.1%	-72.5%
Card Charges	190	171	251	31.8%	46.9%
Others	6,586*	1,311	1,761	-73.3%	34.3%
Total	10,333*	5,403	5,452	-47.2%	0.9%

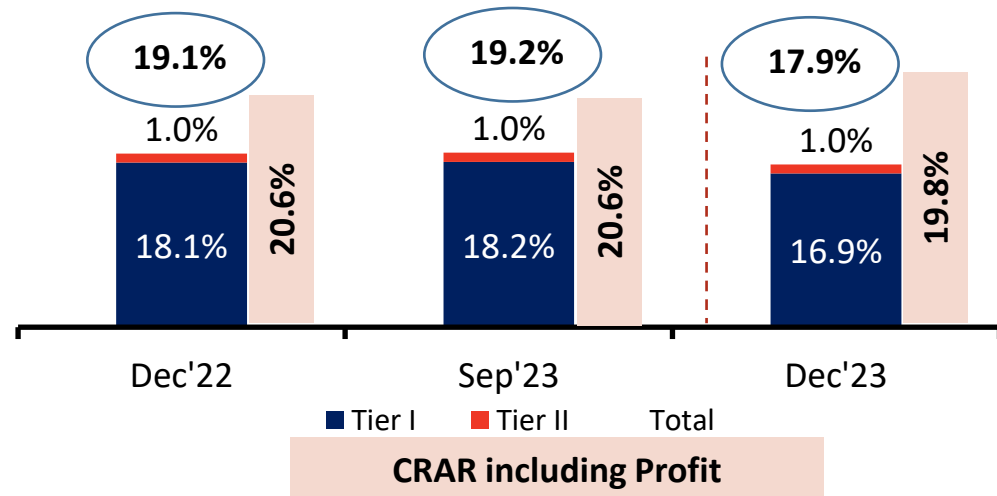
*Includes one-off income of ₹ 4,140 mn on account of ARC sale.

Financial Performance (1/3)

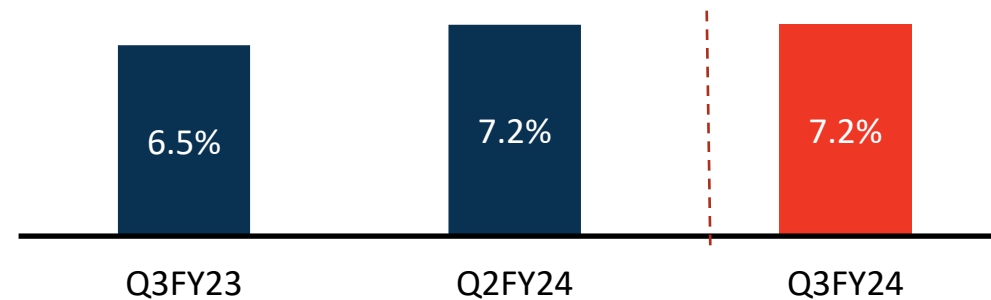
Spread (Annualized)



Capital Adequacy Ratio (CRAR)

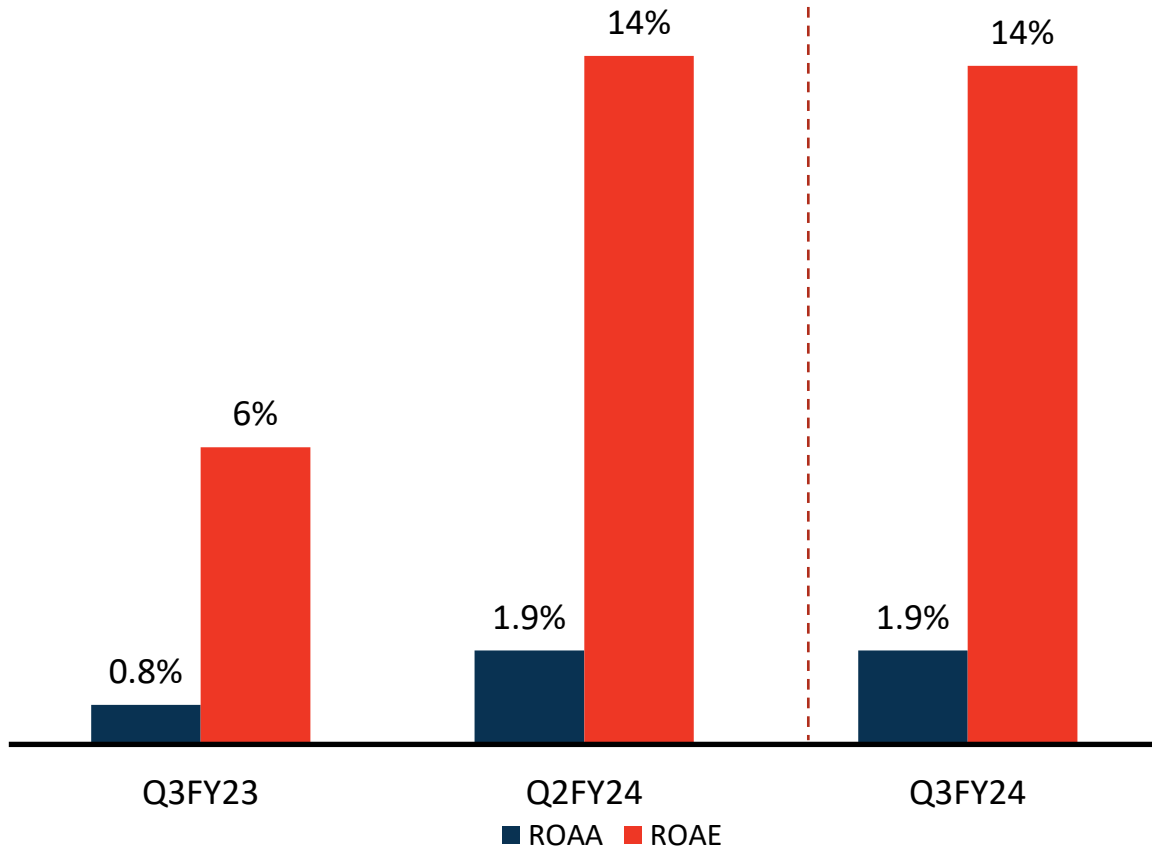


NIM (Annualized)

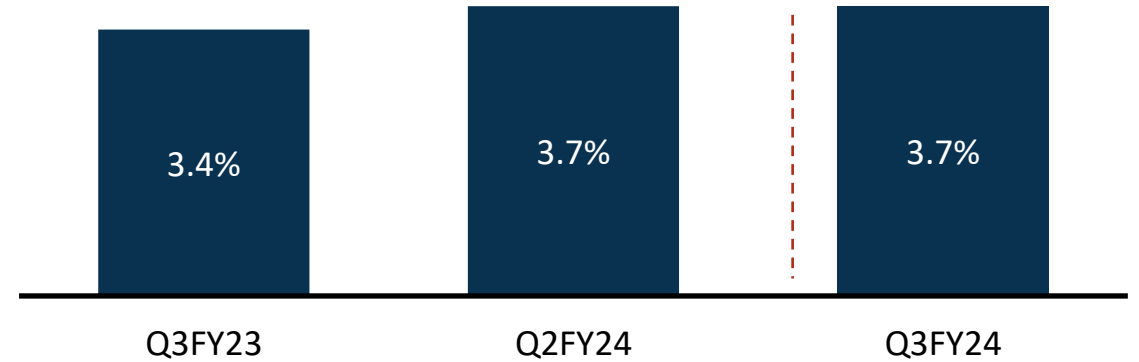


Financial Performance (2/3)

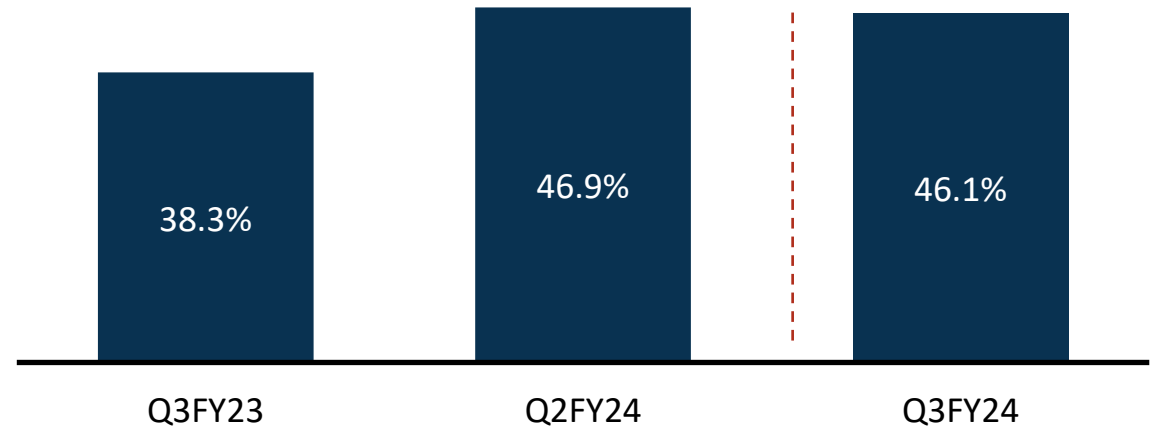
ROAA & ROAE (Annualized)



Operating expenses to Average Assets (Annualized)

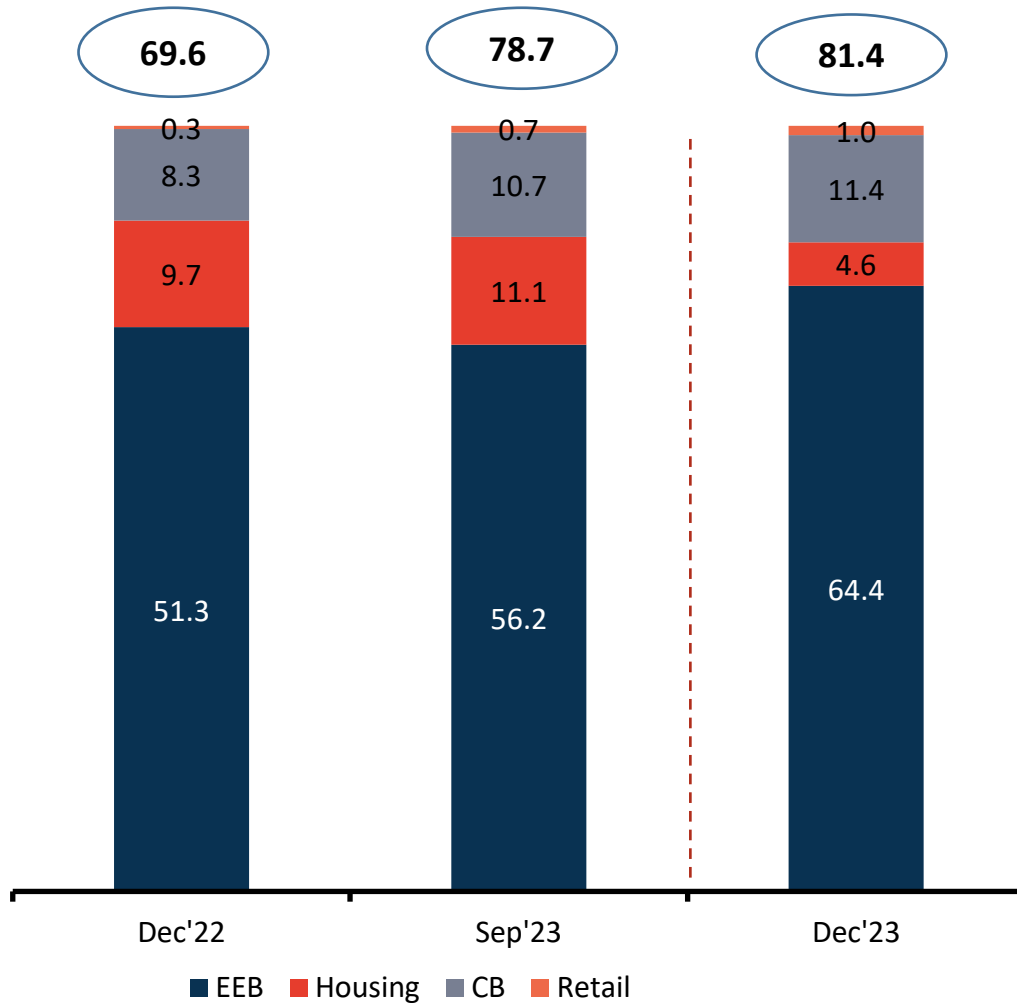


Cost to Income Ratio

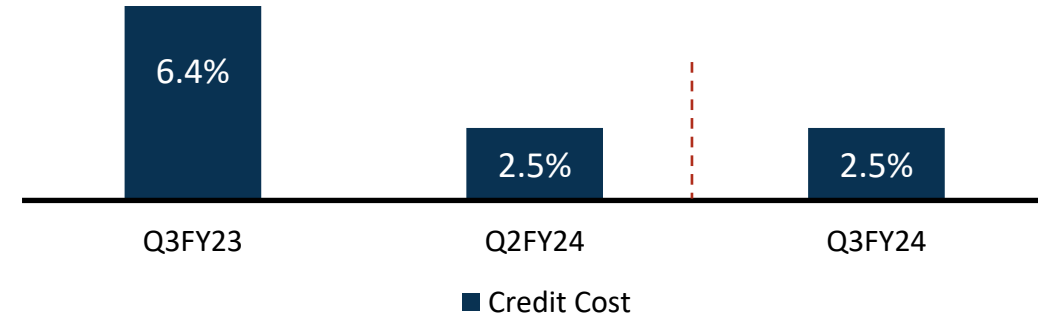


Financial Performance (3/3)

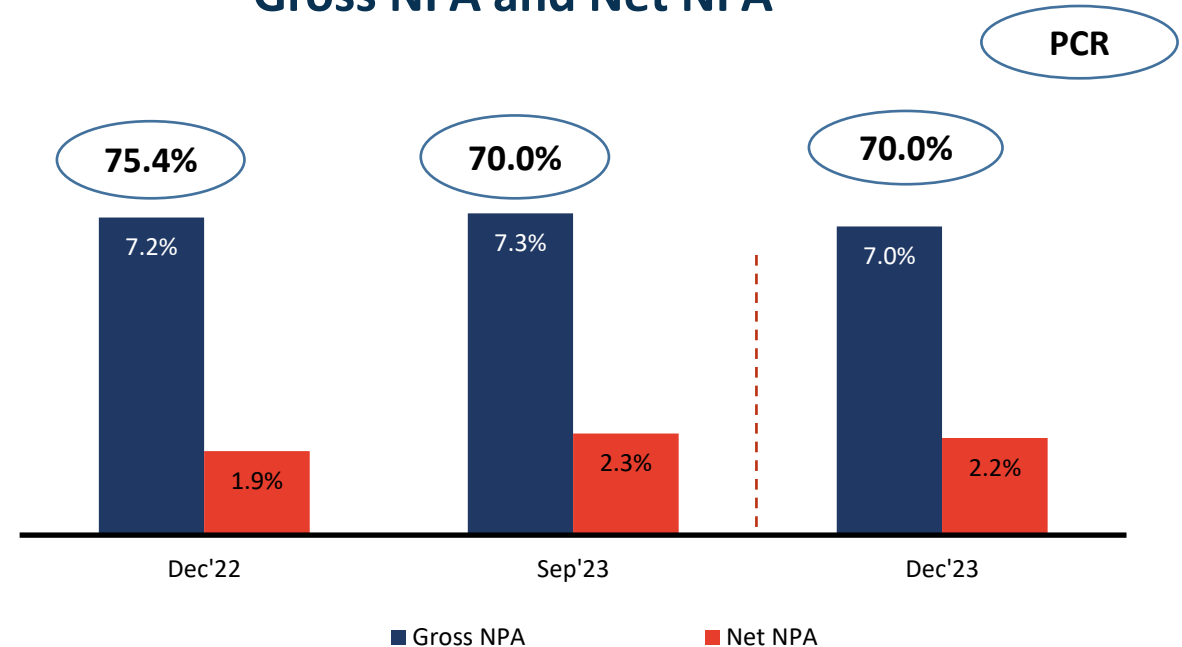
Segmental GNPA movement (₹ in Bn)



Credit Cost



Gross NPA and Net NPA



PCR

Profit & Loss Statement (In ₹ Bn.)

Particulars	Q3 FY 24	Q2 FY 24	QoQ%	Q3 FY 23	YoY%	9MFY 24	9MFY 23	YoY%
Interest Income	46.7	44.9	3.9%	38.1	22.5%	136.8	116.4	17.6%
Interest expenses	21.4	20.5	4.4%	17.3	23.9%	62.2	48.5	28.3%
Net Int. Income (NII)	25.3	24.4	3.4%	20.8	21.4%	74.6	67.9	9.9%
Non Interest Income	5.5	5.4	0.9%	10.3	-47.3%	14.7	18.4	-20.0%
Total Income	30.7	29.8	2.9%	31.1	-1.4%	89.3	86.3	3.5%
Operating Expenses	14.2	14.0	1.1%	11.9	18.8%	41.3	33.3	23.9%
Operating Profit	16.6	15.8	4.5%	19.2	-13.9%	48.0	53.0	-9.3%
Provision (Std. + NPA)	6.8	6.4	7.5%	15.4	-55.6%	19.2	34.6	-44.5%
Profit before tax	9.7	9.5	2.5%	3.8	155.1%	28.8	18.3	57.2%
Tax	2.4	2.3	5.3%	0.9	164.2%	7.0	4.5	57.8%
Profit after tax	7.3	7.2	1.7%	2.9	152.3%	21.8	13.9	56.9%

Balance Sheet (IN ₹Bn)

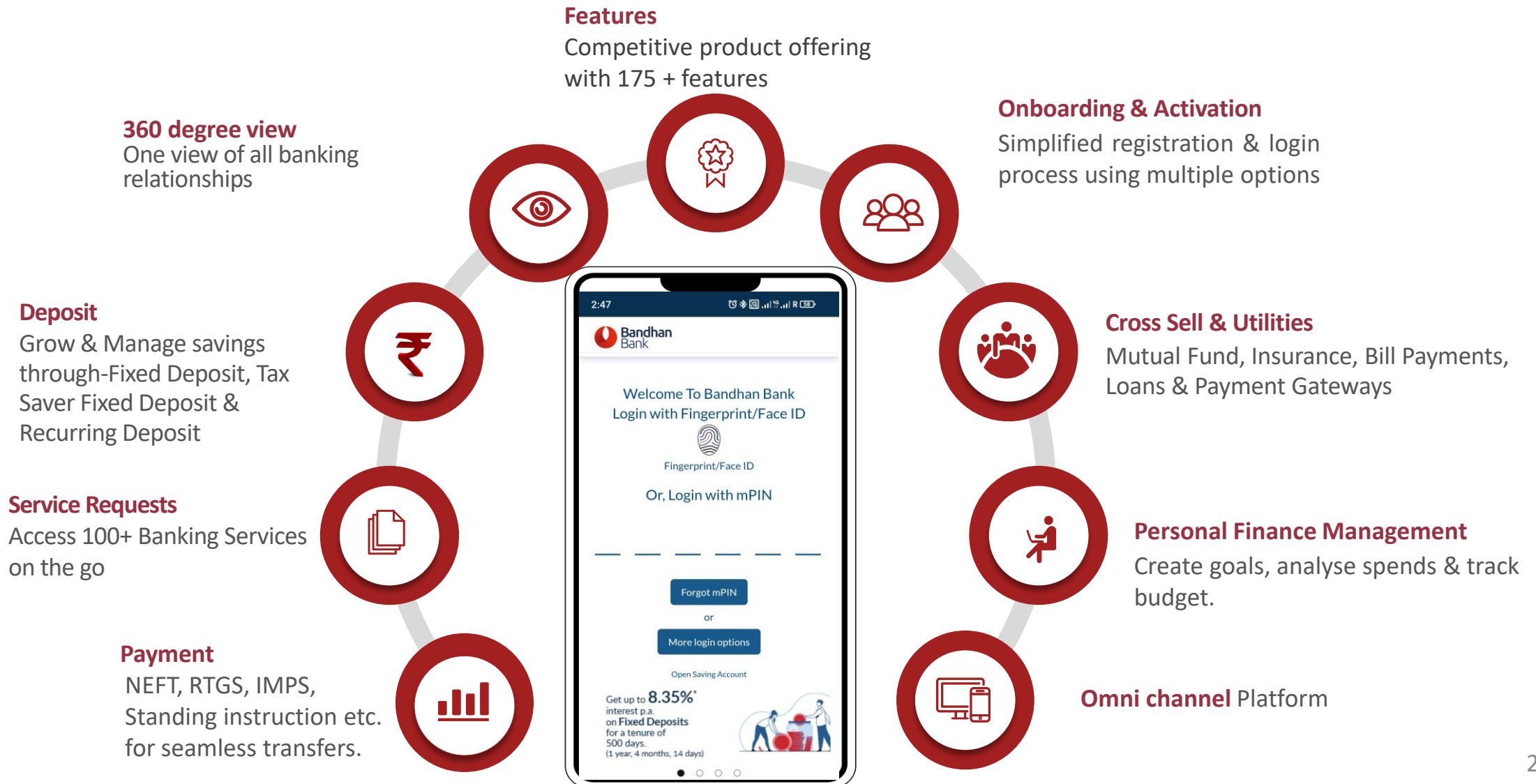
Particulars	As at	As at	% Change
	31st Dec 2023	31st Mar 2023	
Capital & Liabilities			
Capital	16.1	16.1	0.0%
Reserves & Surplus	199.2	179.7	10.8%
Shareholder Funds	215.3	195.8	9.9%
Deposits	1,174.2	1,080.7	8.7%
Borrowings	140.2	247.1	-43.3%
Other liabilities and provisions	39.5	34.1	16.0%
Total	1,569.2	1,557.7	0.7%
Assets			
Cash and balances with Reserve Bank of India	62.6	73.3	-14.6%
Balance with Banks and Money at call and short notice	7.3	9.2	-20.9%
Investments	293.1	323.7	-9.4%
Advances	1,101.8	1,047.6	5.2%
Fixed Assets	10.4	8.5	21.8%
Other Assets	94.0	95.4	-1.5%
Total	1,569.2	1,557.7	0.7%

Digital Offering and Indices



Bandhan
Bank

Strengthened digital offering with launch of advanced Mobility and Internet banking applications



Traction evident on key digital indices



95 %
of retail transactions
are digital



82 %
MF application
sourced digitally



92 %
Saving Accounts
opened digitally[#]



36 % *
growth in digital
transaction volume



34 %*
growth in digital
registration



39 %*
Growth in UPI
transactions

Key upcoming initiatives

Creation of digital liability stack

Credit card digital journey

Payment of CBDT, GST & customs tax
through internet banking

Feature enhancements in corporate
internet banking

*YOY Q3 growth

[#] through Tab assisted and DIY

Credit Rating

Rating of Bank's Financial Securities			
Instrument	Rating	Rating Agency	Amount (₹ in Bn)
Security Receipts w.r.t portfolio sale to ARC	RR1	CRISIL	3.76
	RR2		2.05
Non-Convertible Debenture #	[ICRA]AA (Negative)	ICRA	12.95**
	CRISIL AA-/Stable	CRISIL	
Term Loans From Bank	[ICRA]AA (Negative)	ICRA	0.80
Certificate of Deposit	CRISIL A1+	CRISIL	60.00*
	[ICRA] A1+	ICRA	

*Rating of ICRA is for ₹ 30 bn only

**Rating of ICRA is for ₹0.75 bn only

#erstwhile GRUH Finance Limited transferred to Bandhan Bank Ltd.

Our Board & Management



Bandhan
Bank

Experienced and professional team...

Core Management Team (1/2)

Chandra Shekhar Ghosh

Managing Director and Chief Executive Officer

- Founder of BFSL, has 30 years of experience in the field of microfinance and development
- Awarded 'Entrepreneur of the Year' by Forbes and ET in 2014



Ratan Kumar Kesh

Executive Director & Chief Operating Officer

- 28+ years of experience in financial, banking, manufacturing and service industry
- Previously served as Head Retail Ops and Service at Axis Bank



Santanu Banerjee

Head – Human Resources

- 27+ years of experience in the field of banking and finance
- Previously worked as Head of HR Business Relationship at Axis bank



Shantanu Sengupta

Head – Retail Banking

- 27+ years of experience in Consumer & Commercial Banking, Broking, Wealth Management
- Previously served as MD & Head of Consumer Banking at DBS Bank



Nand Kumar Singh

Head – Banking Operations and Customer Service

- 26+ years of experience in banking industry
- Previously served as Retail Banking Head, Patna Circle, at Axis Bank



Gopalkrishnan Santosh

Head-Consumer Lending & Mortgages

- 30+ years of experience in Banking and Financial industry
- Previously served as CEO at HDFC Sales Pvt. Ltd.



Biswajit Das

Chief Risk Officer

- 28+ years of experience in banking industry
- Previously served as Head-RBS and regulatory reporting at ICICI Bank



Arindam Sarkar

Head - Treasury

- 22+ years of experience in banking industry
- Previously served as Head of Interest Rates, Corporate Bonds and Equity Trading at Axis Bank



Sujoy Roy

Head – Branch Banking

- 22+ years experience in banking Industry
- Previously worked in leadership roles in Retail Liabilities and Branch Banking at Axis Bank



Manoj Mauni

Chief Technology Officer

- 27+ years of experience in the field of Banking, Insurance, shipping and Financial Sector
- Previously served as Executive Vice President – IT at Kotak Mahindra Bank



Siddhartha Sanyal

Chief Economist and Head - Research

- 21+ years of experience in the field of Macro Economic
- Previously served as Director and Chief India Economist at Barclays Bank PLC



Amitava Goswami

Chief Compliance Officer

- 30+ years experience in banking Industry
- Previously worked in leadership roles in Retail Banking and Banking operations at Axis Bank



Experienced and professional team...

Core Management Team (2/2)

Subhash Balkrishna Samant

Head – Housing Finance

- 27 years of experience in banking and financial industry
- Previously worked as Zonal Head for Mortgages at ICICI Bank Ltd



Pinaki Halder

Chief Information Officer

- 27+ years experience in Banking, Information Technology, Business Intelligence and Digital Transformation
- Previously served as Senior Vice President 2 - Business Intelligence Unit at Axis Bank



Suresh Chandran

Head – Commercial Banking

- 25+ years of experience in experience in financial service industry
- Previously served as Executive Vice President / Unit Head at Indusind Bank Ltd



Arpita Sen

Head – Financial Institution Group

- 26+ years of experience in financial services including Institutional Finance
- Previously served as a Project Manager of CASHE, Microfinance Program of DFID, UK



Jagannada Rao Suvvari

Head - Legal

- 25+ years of experience in financial industry
- Previously served as Vice President - 2 – Legal at IndusInd Bank Ltd



Partha Pratim Samanta

Head – Small Enterprise Business and Agri Loans

- 29+ years of experience in Microfinance and Banking industry
- Previously worked with different MFI's in various leadership roles



Abhijit Ghosh

Chief Financial Officer (Interim)

- 27+ years experience in accounting, taxation, and audit
- Previously worked in leadership roles of Finance and Accounts at Bandhan Financial Services Limited



Vishal Wadhwa

Head – Emerging Entrepreneurs Business

- 25+ years of experience in BFSI Sector.
- Previously served as Head Business & Member of Executive Committee at Arohan Financial



P Ramaswamy

Chief of Internal Vigilance

- 29+ years of experience in experience in banking industry
- Previously served as Head – Fraud Risk Management at Equitas Small Finance Bank



Ravi Lahoti

Chief Audit Executive

- 17+ years of experience in banking industry.
- Previously worked as Principal Officer & Head of Anti Money Laundering at HDFC Bank



Satyajit Ghosh

Head – Group Loans

- Over 25 years of expertise in the microfinance industry
- Rich experience in establishing and nurturing the microfinance business



Indranil Banerjee

Company Secretary

- 20+ years experience in financial industry
- Previously served as Company Secretary at Energy Development Company



... backed by a strong independent Board

Board of Directors



Dr. Anup Kumar Sinha

Non-executive (Independent) Chairman

- Economist with Ph.D from University of Southern California, served as Professor of Economics at IIM Calcutta for 25 years
- He has also served on the Board of NABARD.



Chandra Shekhar Ghosh

Managing Director & CEO

- Has more than 30 years of experience in microfinance & development terrain
- Awarded 'Outstanding Leadership Award' by Dhaka University



Ratan Kumar Kesh

Executive Director

- Has more than two decades of experience in banking industry in leading complex operations including transformation, automation, customer experience, quality improvement, etc.



Dr. A S Ramasastry

Independent Director

- Former Director of Institute for Development & Research of Banking Technology (IDRBT);
- Prior to IDRBT, he was the CGM-in-charge of Department of IT at RBI



Dr. Aparajita Mitra

Independent Director

- Doctorate in Agriculture, having extensive experience and expertise of more than three decades in the field of agricultural sciences



Divya Krishnan

Non-Executive Non-Independent Director (Nominee of NOFHC)

- A finance and investment banking professional
- Former Chief Investment Officer and Head of Investment at SBI Mutual Fund.



Dr. Holger Dirk Michaelis

Nominee Director

- Significant experience in private equity and as strategic advisor to financial services companies
- Currently, he is working with GIC



N V P Tendulkar

Independent Director

- Significant experience in finance, accounts, IT and management
- Former Whole time Director – Finance, Hewlett Packard (India)



Philip Mathew

Independent Director

- HR practitioner with almost 30 years of work experience, with career journey through the entire landscape of HR with significant depth
- Served as Chief People Officer of HDFC Bank till 2018



Santanu Mukherjee

Independent Director

- Significant experience in banking, finance, treasury operations, risk management, etc at various capacities in SBI Group
- Former MD of State Bank of Hyderabad



Subrata Dutta Gupta

Independent Director

- Significant experience in Asset-based Financing including mortgage finance in Asia
- Retired as the Principal Financial Officer from IFC



Suhail Chander

Independent Director

- A veteran banker with 37 years of rich experience in Banking Operations, Trade Finance, Retail and Wholesale Banking.
- Retired as the Head of Corporate and Institutional Banking at IndusInd Bank in 2020



Vijay N Bhatt

Independent Director

- Significant experience in accounting, audit and assurance
- Former Sr. Independent Director of BSR & Co., Chartered Accountants

Awards and accolades



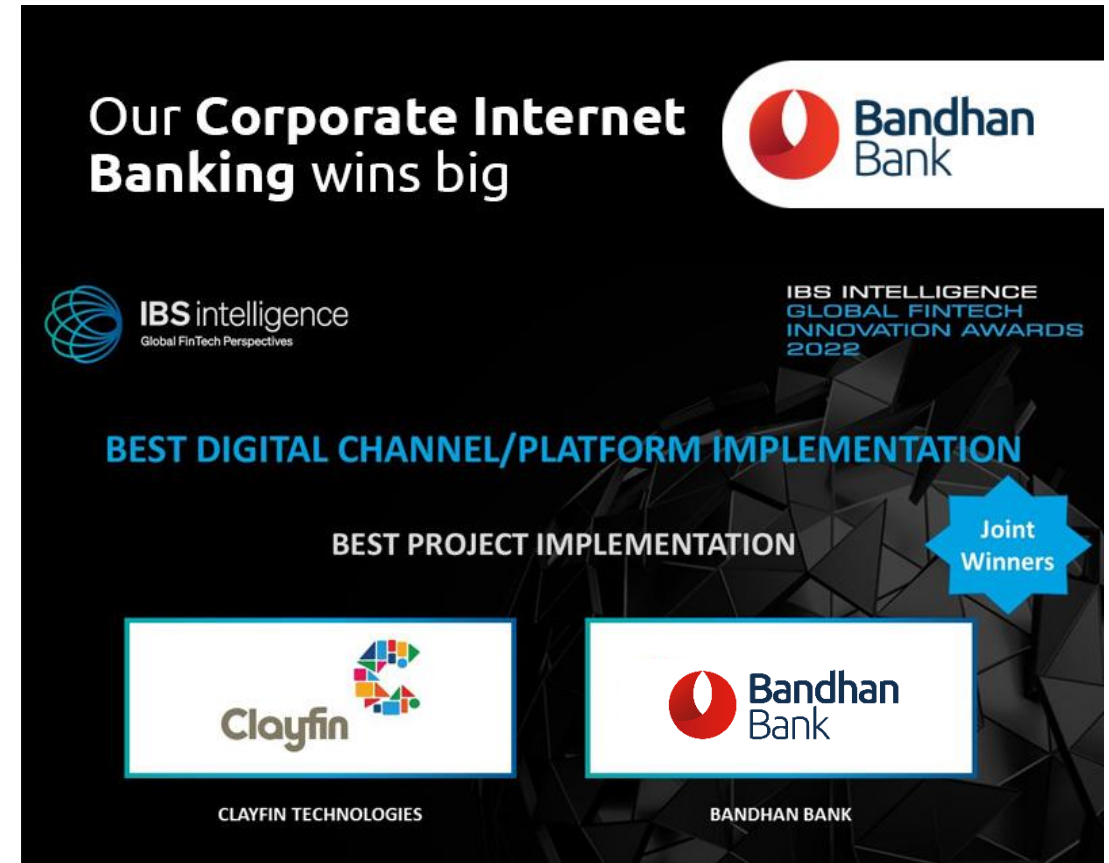
Bandhan
Bank

Awards and accolades

Bandhan Bank wins IBS intelligence Global Fintech Award

Bandhan Bank received the IBS intelligence Global Fintech Award for “Best Digital Channel/Platform Implementation: Best Project Implementation” for Corporate Internet Banking implementation on December 14, 2022.


The IBSi Global FinTech Innovation Awards 2022 seek to identify and honour banks, financial institutions and technology players for their excellence in driving impact through banking technology implementations and innovations using emerging technologies.



Awards and accolades

Forbes Worlds Best Banks 2023

Bandhan Bank featured in Forbes World's Best Banks list for the year 2023. Market research was conducted by leading firm 'Statista'.



Gallup Exceptional workspace

Bandhan Bank received the 2023 Gallup Exceptional Workplace Award. We are among the only 57 organisations worldwide that have received this recognition.



Thank You



Bandhan
Bank

investor.relations@bandhanbank.com