

Investor Presentation Q2 FY2022-23

Oct' 2022



Bandhan
Bank

Disclaimer

- This presentation is confidential and may not be copied, published, distributed or transmitted. The information in this presentation is being provided by Bandhan Bank Limited (also referred to as 'Bank'). By attending a meeting where this presentation is made, or by reading this presentation material, you agree to be bound by following limitations:
 - The information in this presentation has been prepared for use in presentations by Bank for information purposes only and does not constitute, or should be regarded as, or form part of any offer, invitation, inducement or advertisement to sell or issue, or any solicitation or any offer to purchase or subscribe for, any securities of the Company in any jurisdiction, including the United States and India, nor shall it, or the fact of its distribution form the basis of, or be relied on in connection with, any investment decision or any contract or commitment to purchase or subscribe for any securities of the Company in any jurisdiction, including the United States and India. This presentation does not constitute a recommendation by the Bank or any other party to sell or buy any securities of the Bank. This presentation and its contents are not and should not be construed as a prospectus or an offer document, including as defined under the Companies Act, 2013, to the extent notified and in force or an offer document under the Securities and Exchange Board of India (Issue of Capital and Disclosure Requirements) Regulations, 2009as amended.
 - The Bank may alter, modify, or otherwise change in any manner the contents of this presentation without obligation to modify any person of such change or changes. No representation warranty implied as to and reliance or warranty, express or implied, is made to, nor should be placed on, the fairness, accuracy, completeness or correctness of the information or opinions contained in this presentation. Neither Bank nor any of its affiliates, advisors or representatives shall have any responsibility or liability whatsoever (for negligence or otherwise) for any loss howsoever arising from any use of this presentation or its contents or otherwise arising in connection with this presentation. The information set out herein may be subject to updating, completion, revision, verification and amendment and such information may change materially. This presentation is based on the economic, regulatory, market and other conditions as in effect on the date hereof. It should be understood that subsequent developments may affect the information contained in this presentation, which neither Bank nor its affiliates, advisors or representatives are under any obligation to update, revise or affirm.
 - This presentation contains certain supplemental measures of performance and liquidity that are not required by or presented in accordance with Indian GAAP, and should not be considered as an alternative to profit, operating revenue or any other performance measures derived in accordance with Indian GAAP or an alternative to cash flow from operations as a measure of liquidity of the Bank. You must make your own assessment of the relevance, accuracy and adequacy of the information contained in this presentation and must make independent analysis as you may consider necessary or appropriate for such purpose. Any opinions expressed in this presentation are subject to change without notice and past performance is not indicative of future results. By attending this presentation you acknowledge that you will be solely responsible for your own assessment of the market position of the Bank and that you will conduct your own analysis and be solely responsible for forming your own view of the potential future performance of the Bank 's business.
 - This presentation contains forward-looking statements based on the currently held beliefs and assumptions of the management of the Bank , which are expressed in good faith and, in their opinion, reasonable. Forward-looking statements involve known and unknown risks, uncertainties and other factors, which may cause the actual results, financial condition, performance, or achievements of the Bank or industry results, to differ materially from the results, financial condition, performance or achievements expressed or implied by such forward-looking statements. The risks and uncertainties relating to these statements include, but are not limited to, risks and uncertainties regarding expansion plans and the benefits there from, fluctuations in our earnings, our ability to manage growth and implement strategies, competition in our business including those factors which may affect our cost advantage, wage increases in India, our ability to attract and retain highly skilled professionals, our ability to win new contracts, changes in technology, availability of financing, our ability to successfully complete and integrate our expansion plans, liabilities, political instability and general economic conditions affecting our industry. Unless otherwise indicated, the information contained herein is preliminary and indicative and is based on management information, current plans and estimates. Industry and market-related information is obtained or derived from industry publications and other sources and has not been verified by us. Given these risks, uncertainties and other factors, recipients of this document are cautioned not to place undue reliance on these forward-looking statements. The Bank disclaims any obligation to update these forward-looking statements to reflect future events or developments.
 - This presentation is not an offer for sale of securities in the UNITED STATES or elsewhere.

Key Highlights



Bandhan
Bank

Key Highlights

Bandhan Bank - Overview


- Housing Finance division has achieved its best ever growth of 32% YoY
- Retail division grew 112% YoY, Commercial Banking division grew 96% YoY
- Loan portfolio (on book + off book + TLTRO + PTC) for Q2 FY 22-23 grew 17% Y-o-Y
- Deposits grew by 21% Y-o-Y in Q2 FY 22-23; Retail Deposit to Total Deposit at 74%
- Gross NPA is at 7.2% & Net NPA is at 1.9% vs. 7.3% and 1.9% respectively in previous quarter
- Added 0.8 million Customer during the quarter with total customer base reaching to 27.7 million (EEB- 20.7 million, Non EEB – 7.0 million)
- Geographical diversification of EEB portfolio on track- West Bengal and Assam contribution is less than 50%, with West Bengal share at 38% and Assam share at 8% of EEB portfolio as on Q2 FY 2022-23

Snapshot of operations Q2 FY 2022-23

Total Deposits	₹ 993.7bn
Total Loans and advances	₹ 958.3 bn ¹
Net Interest Margin (NIM)	7.0%
CASA Ratio	40.8%
ROAA (%)	0.6%
ROAE (%)	5%



34
States & UTs




566
Districts



1,190
Branches



432
ATMs



4,456
Banking Units



64,078
Employees



27.7 mn
Customers



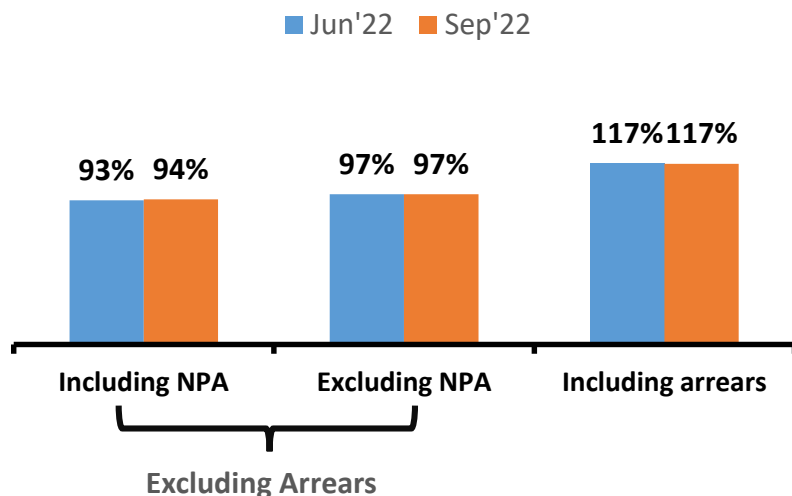
39.9%
EEB* Group based loans

1. On book + Off Book (including TLTRO ₹ 1.6 bn and PTC of ₹ 3.0 bn)
*Emerging Entrepreneurs Business (Erstwhile Micro Banking Unit)

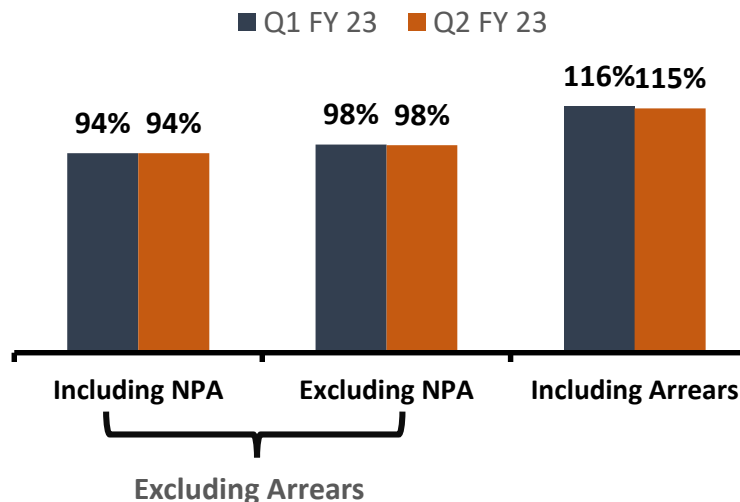
EEB Collection Efficiency

(Excluding Restructuring portfolio)

Collection Efficiency for the month



Collection Efficiency for the quarter



Collection Efficiency of top states

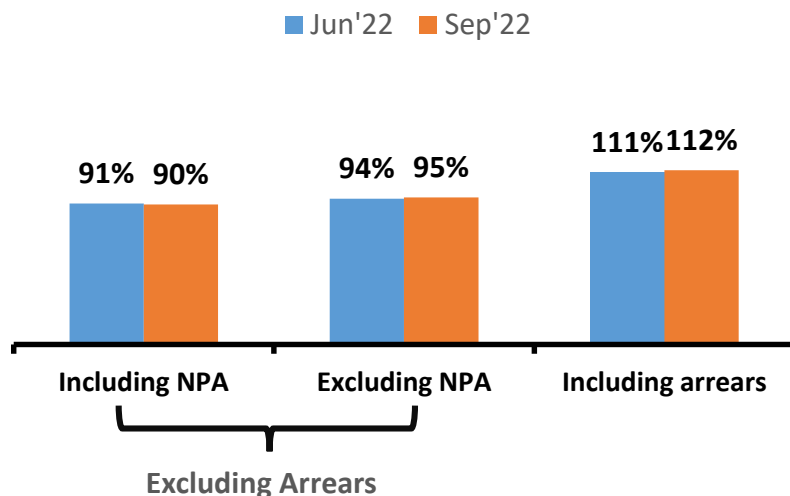
States	For the month of Jun'22	For the month of Sep'22	For Q1 FY 23	For Q2 FY 23
West Bengal	98%	97%	98%	98%
Assam	93%	95%	95%	96%
Rest of India	98%	97%	98%	98%
Total	97%	97%	98%	98%

Customer Paying Profile

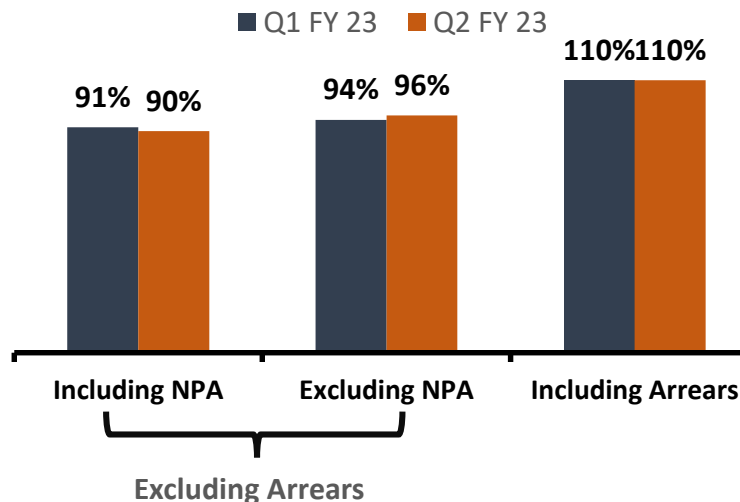
Category	For the month of Jun'22		For the month of Sep'22	
	Share of customers	Share of Receivables	Share of customers	Share of Receivables
Full Paying	90%	94%	90%	94%
Partial Paying	5%	5%	5%	5%
Non Paying	5%	1%	5%	1%
Total	100%	100%	100%	100%

EEB Collection Efficiency (Including Restructuring portfolio)

Collection Efficiency for the month



Collection Efficiency for the quarter



Collection Efficiency of top states

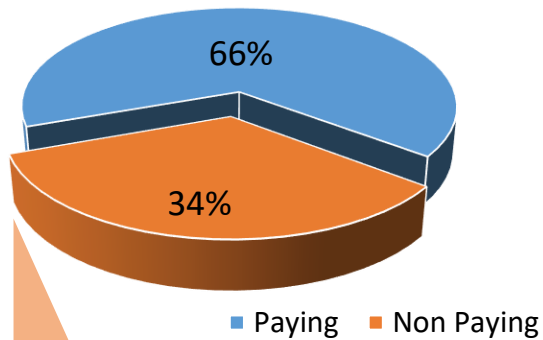
States	For the month of Jun'22	For the month of Sep'22	For Q1 FY 23	For Q2 FY 23
West Bengal	95%	95%	94%	95%
Assam	77%	87%	78%	88%
Rest of India	96%	96%	96%	97%
Total	94%	95%	94%	96%

Customer Paying Profile

Category	For the month of Jun'22		For the month of Sep'22	
	Share of customers	Share of Receivables	Share of customers	Share of Receivables
Full Paying	87%	91%	88%	92%
Partial Paying	6%	6%	6%	6%
Non Paying	7%	3%	6%	2%
Total	100%	100%	100%	100%

EEB NPA and Restructured customer payment pattern analysis for Q2 FY 23

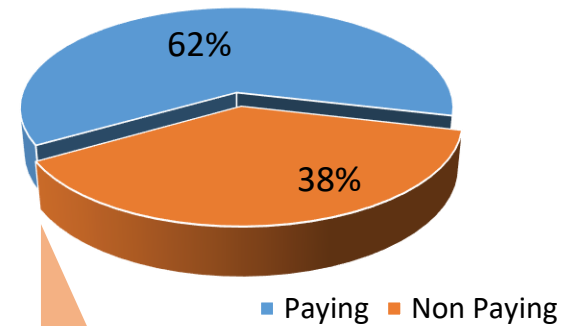
NPA customers payment pattern



States	Share of non paying customers
Assam	34%
Rest of India	66%
Total	100%

Majority of NPA customers continue to pay

Restructured customers payment pattern

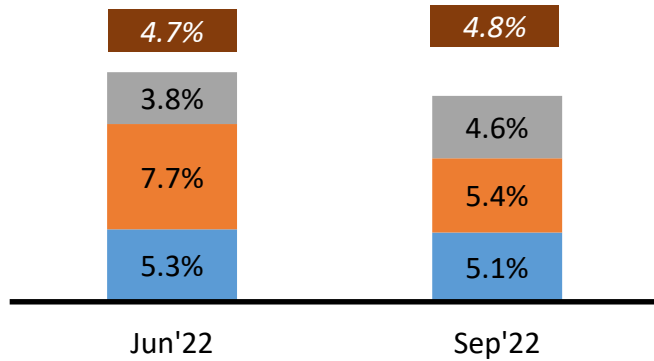


States	Share of non paying customers
Assam	38%
Rest of India	62%
Total	100%

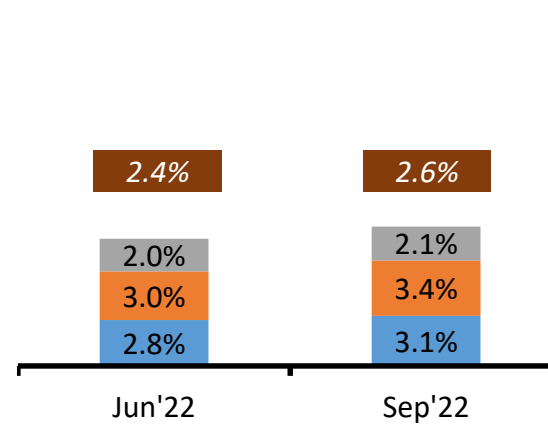
Over 60% of the customers have paid in Q2

EEB DPD movement (Including Restructuring portfolio)

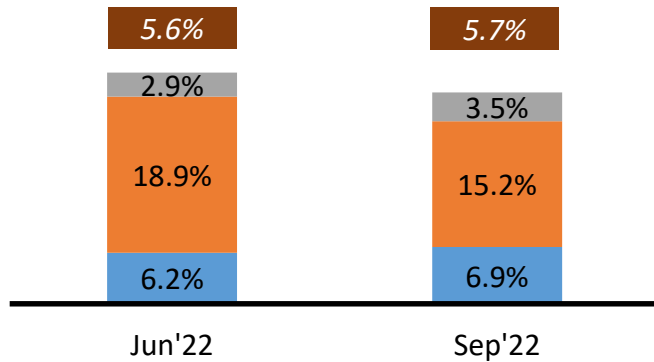
1-30 days



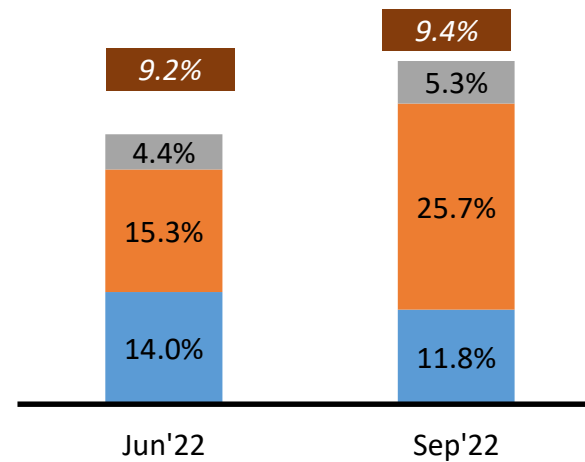
31-60 Days



61-90 Days



NPA

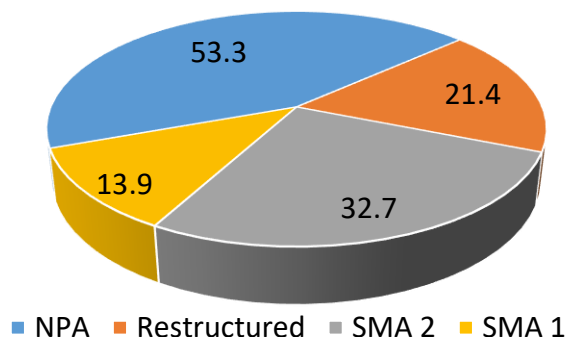


EEB stress pool coverage analysis

All amount in ₹ Bn.

Jun'22

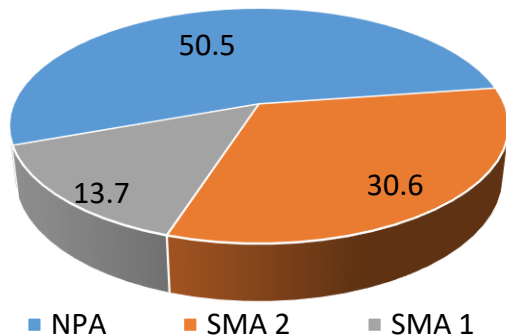
EEB Stress Pool - ₹ 121 Bn.



Coverage	Amount
Provision	76
Estimated recovery till 31 st Dec 2022	25
CGFMU recovery	25
Assam Relief Scheme*	Xx
Total	126

Sep'22

EEB Stress Pool - ₹ 95 Bn.

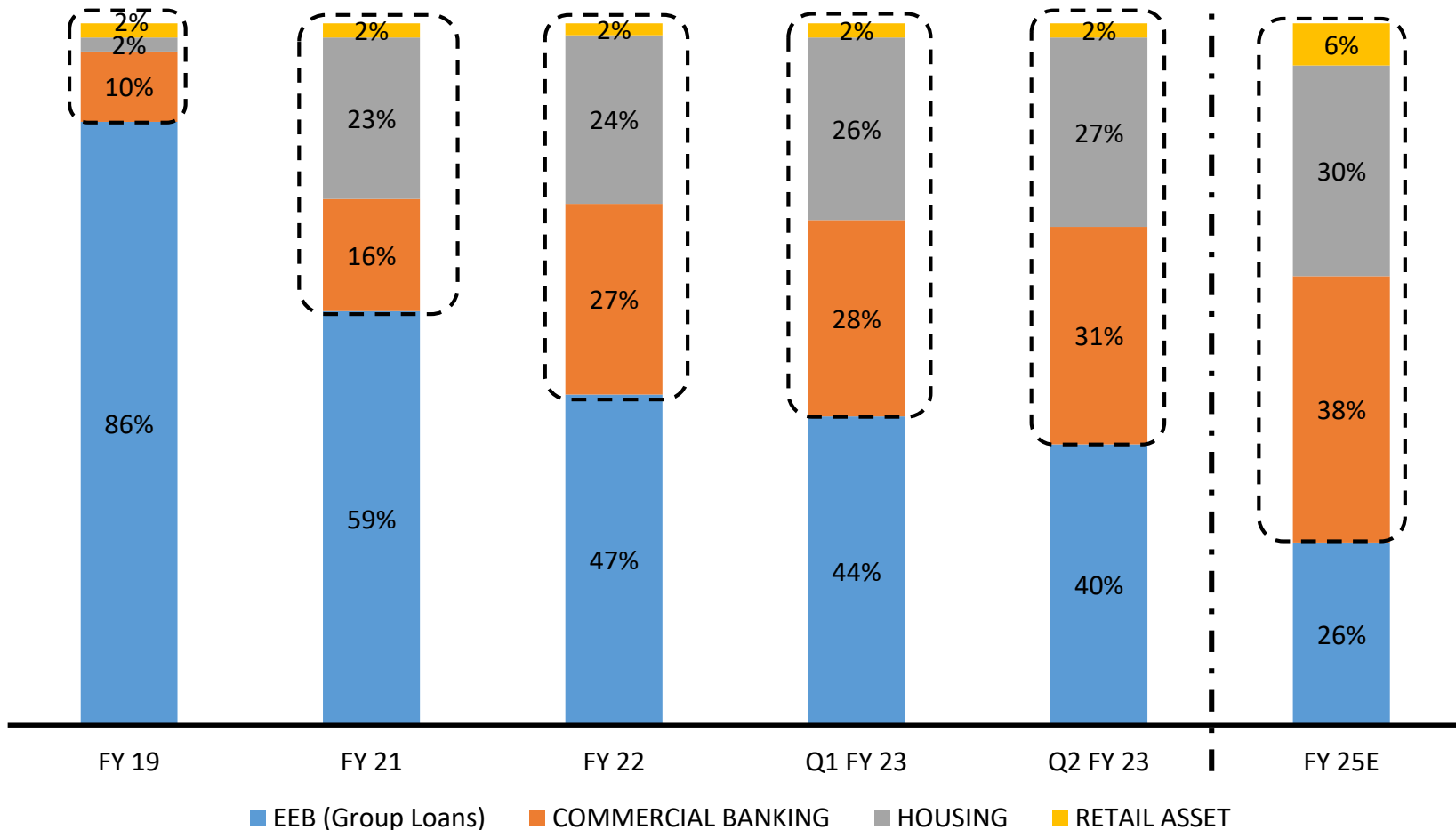


Coverage	Amount
Provision	53
Estimated recovery till 31 st Mar 2023	15
CGFMU recovery#	25
Assam Relief Scheme*	Xx
Total	93

• Amount can't be ascertained today
 # 40% recovery is expected in Q3 FY23 and 60% in Q1 FY24

Bank on track to achieve the diversification goal as envisaged in the strategy plan for FY 25

Diversification Target as per strategy Plan



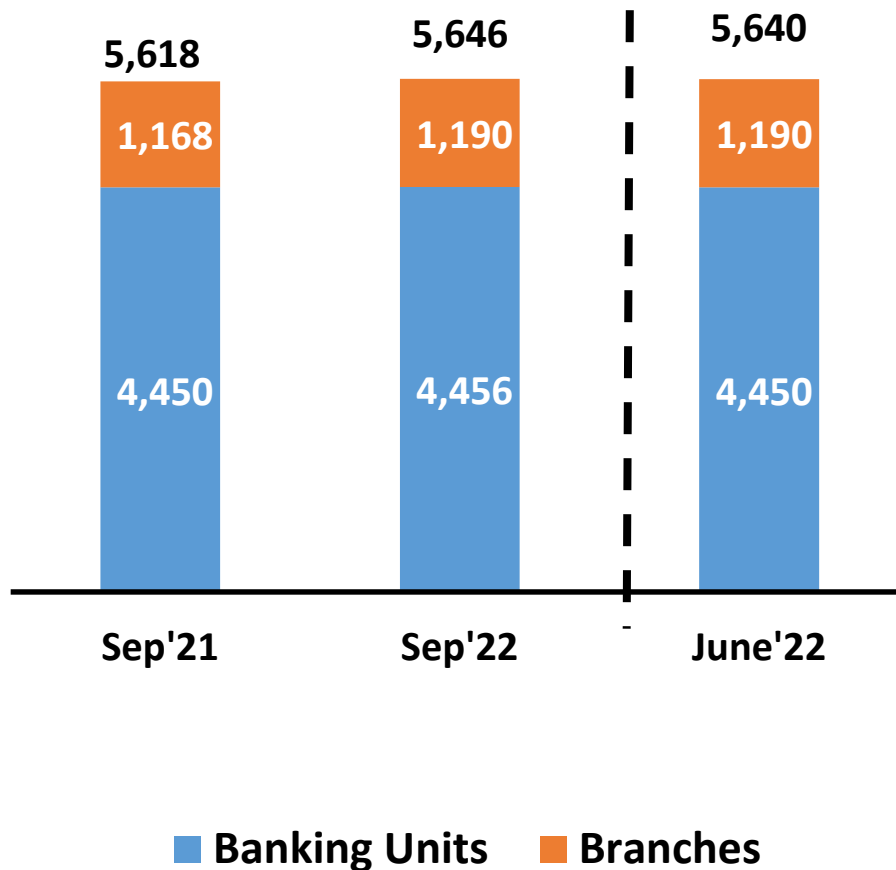
Business & Financial Overview



Bandhan
Bank

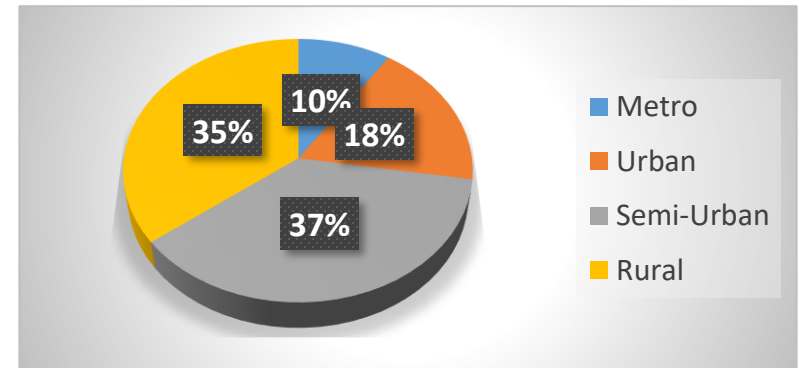
Geographical Distribution

Banking Outlets



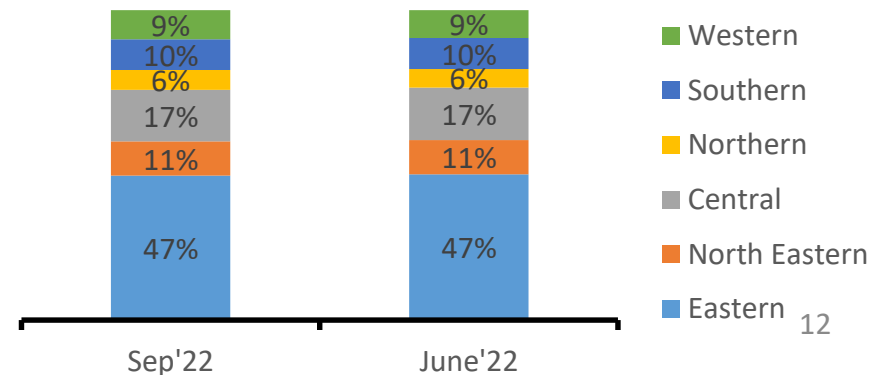
Focus on serving the rural & underbanked population

Banking Outlets as on 30th Sep 2022*



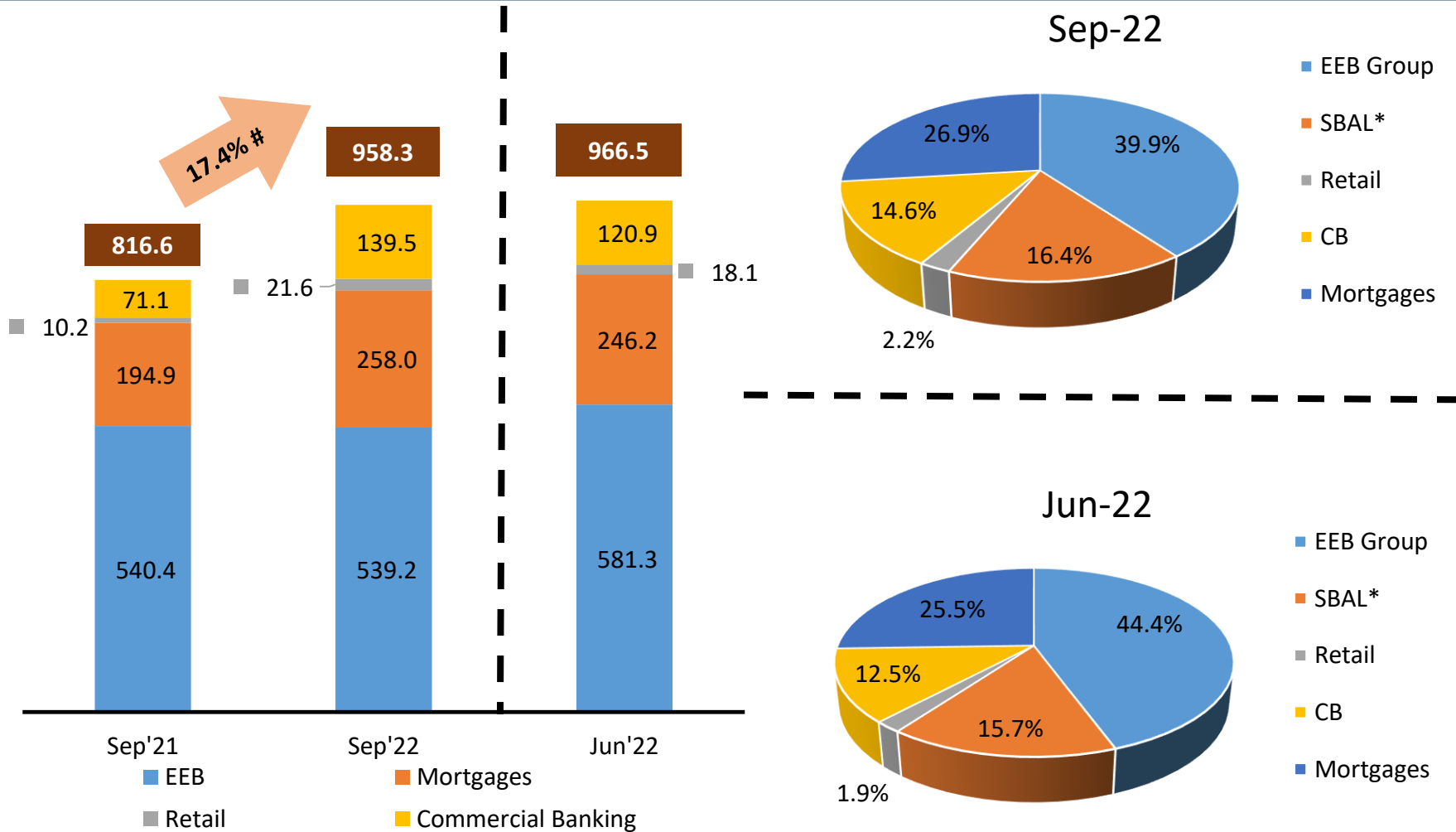
*Basis original classification at the time of opening

Diversifying presence with non-east increasing over 50% now



Asset Book Mix

Total Advances (₹ in Billion)

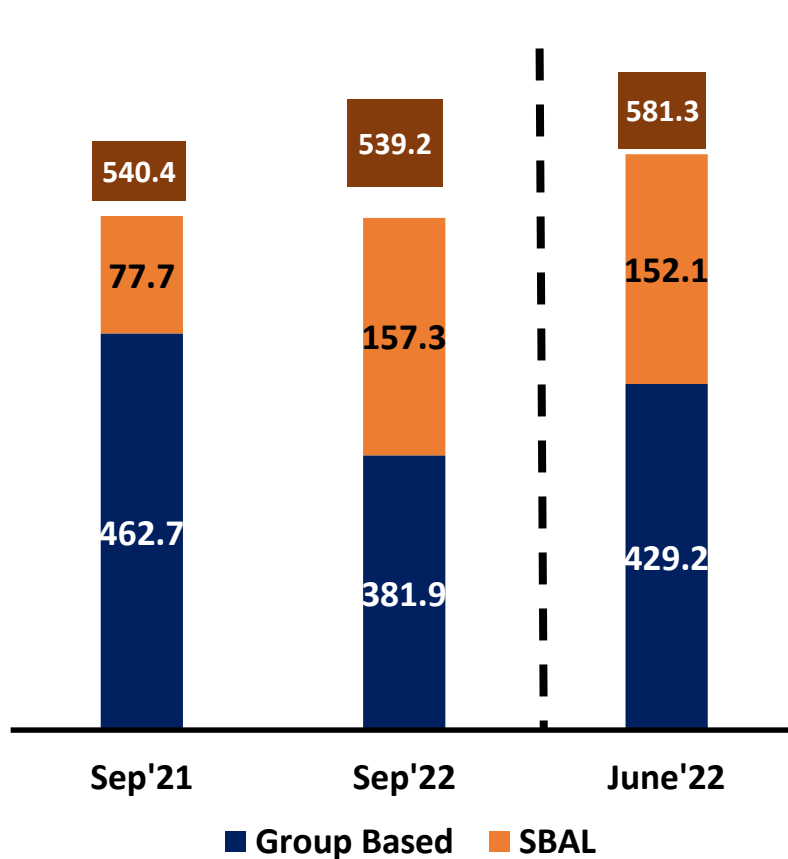


• *Small Business and Agri Loans (Individual)*

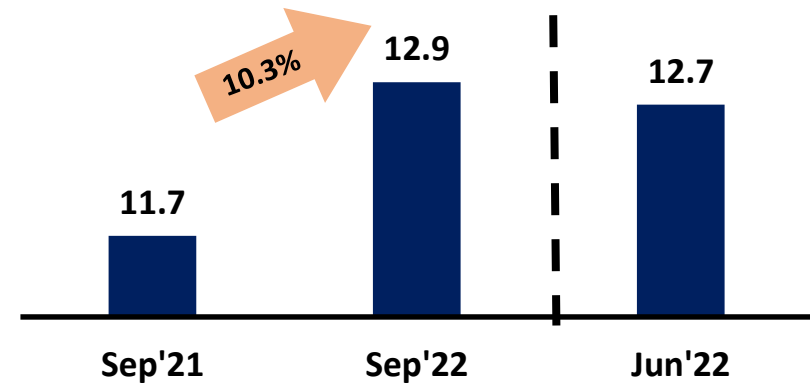
Adjusting for the write-offs done in Sep'22, growth would have been higher at 21.7%

Emerging Entrepreneurs Business

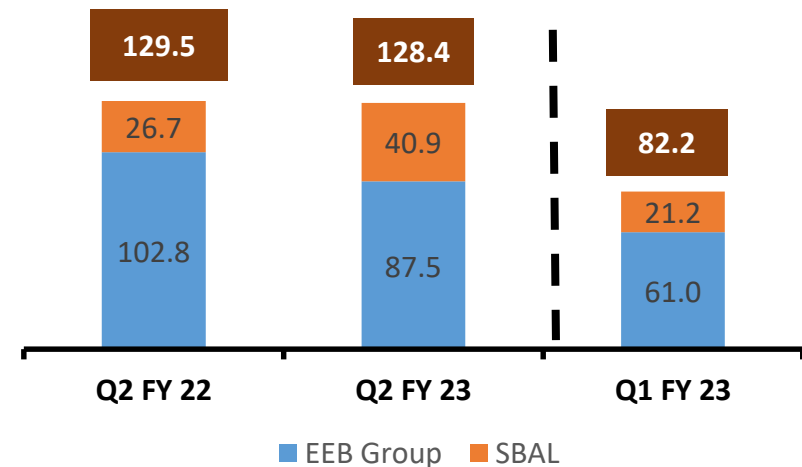
**Emerging Entrepreneurs Asset Growth
(₹ in Billion)**



Number of Active Borrowers (Mn)

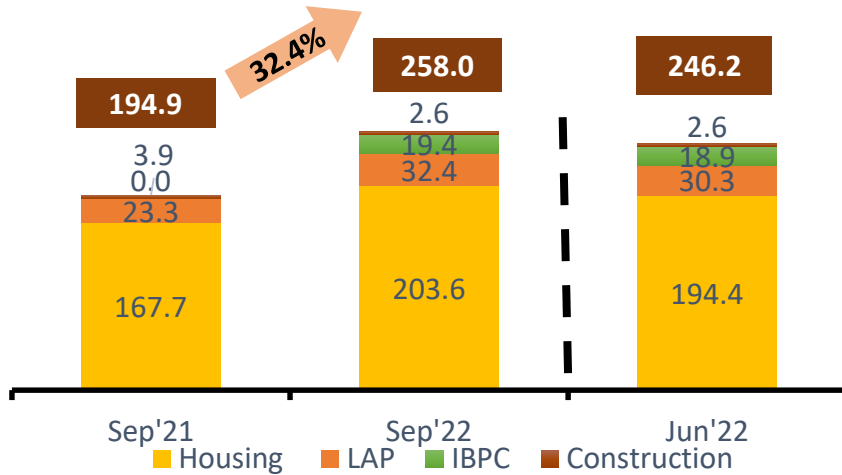


EEB Loan Disbursement (₹ in Billion)

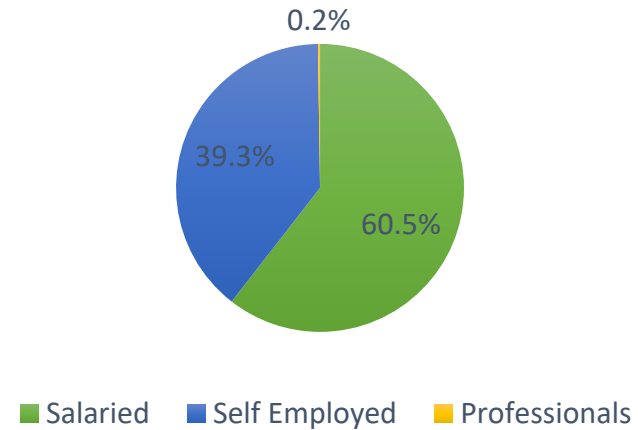


• Reduction in portfolio in Sep'22 is mainly on account of write-offs

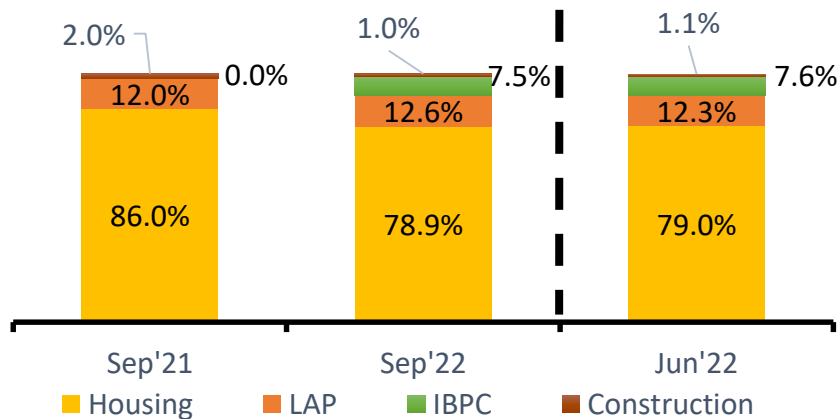
Housing Asset Bifurcation (₹ in Billion)



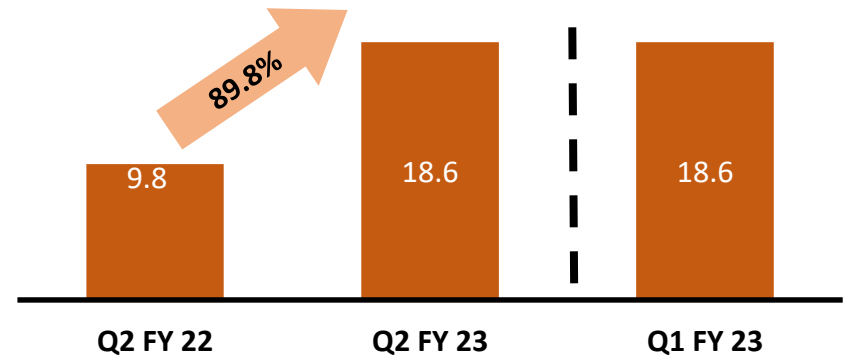
Borrowers Bifurcation – Sep'22



Housing Asset Segment wise (in %)



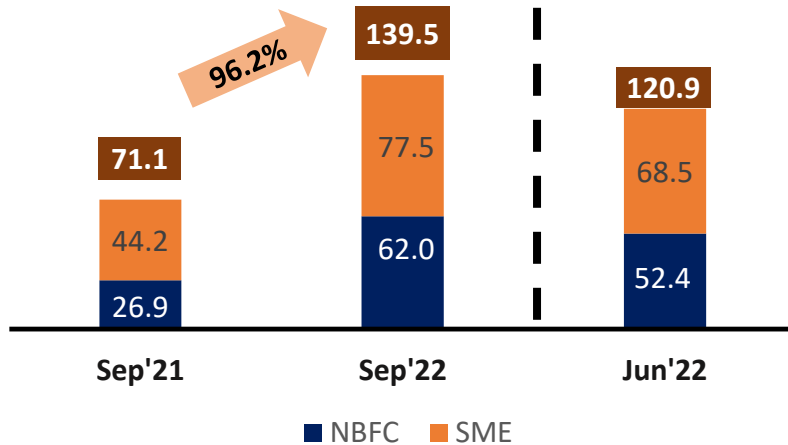
Housing Asset Disbursements (₹ in Billion)



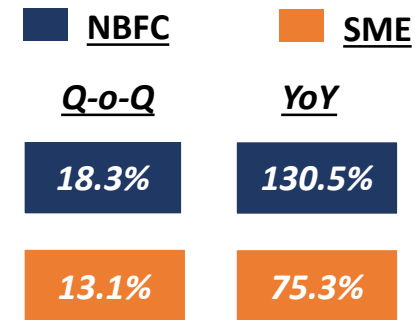
IBPC purchase is excluded from disbursement for all reported quarters

Commercial Banking (CB) & Retail Assets

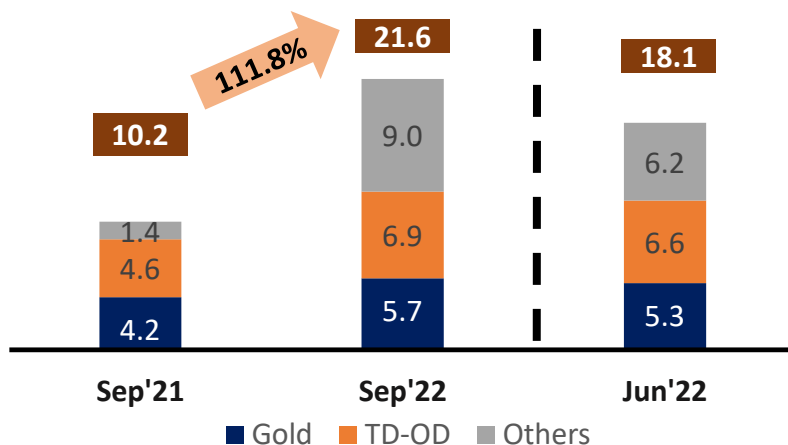
Product wise CB Assets (₹ in Billion)



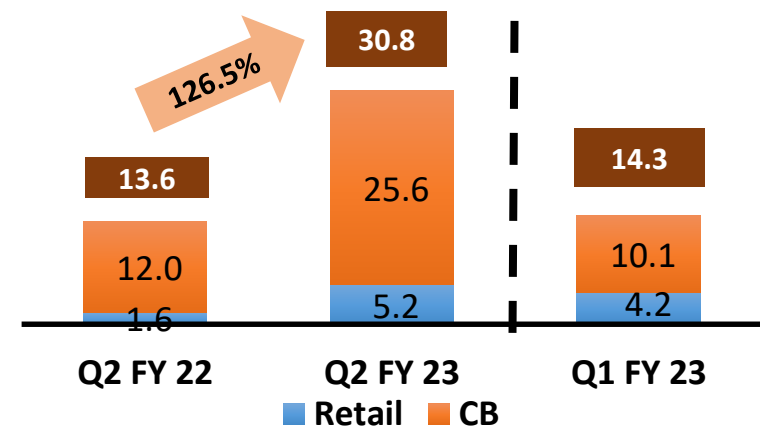
CB segment wise Growth



Product wise Retail Assets (₹ in Billion)



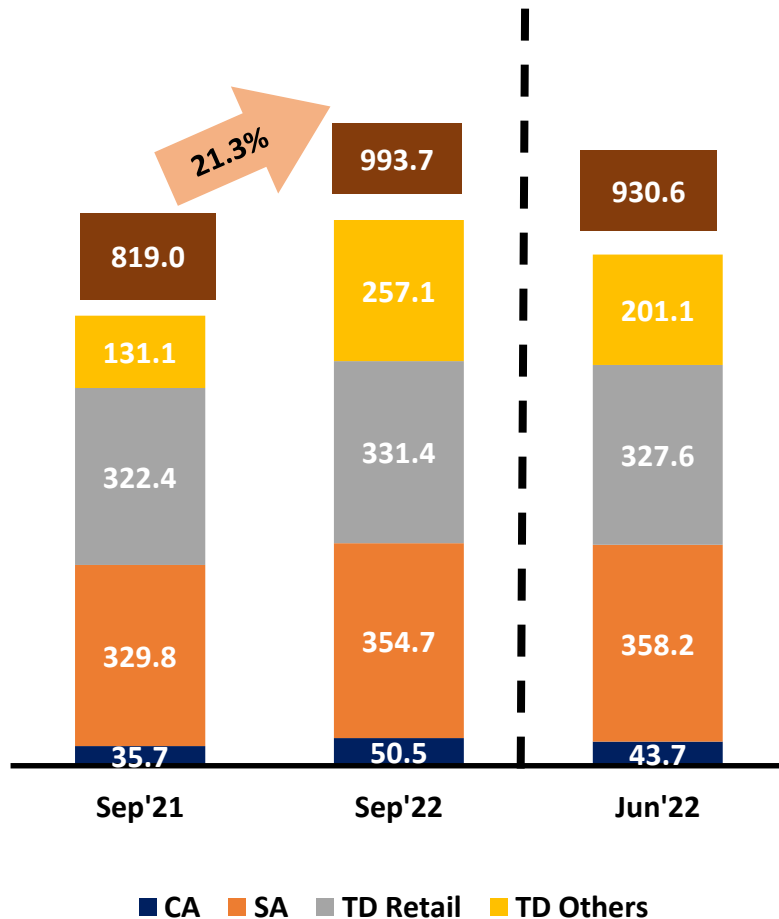
CB & Retail Disbursements# – (₹ in Billion)



Term Loan disbursements Only

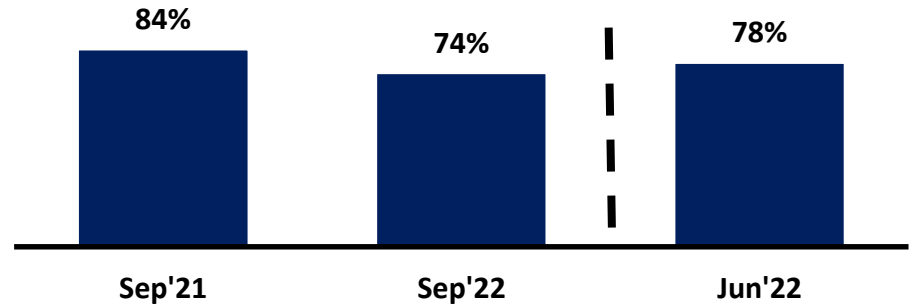
Liabilities Profile

Deposits Growth (₹ in Billion)

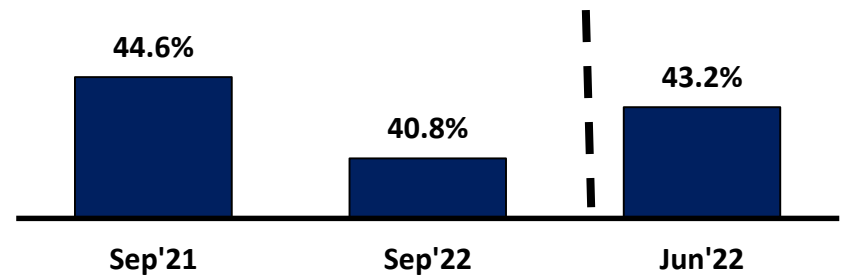


EEB deposits contribute to 3.8% of Total deposit as on Sep'22

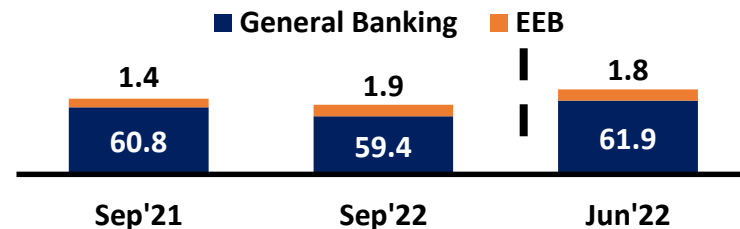
Retail to Total Deposits (%)



CASA (%)

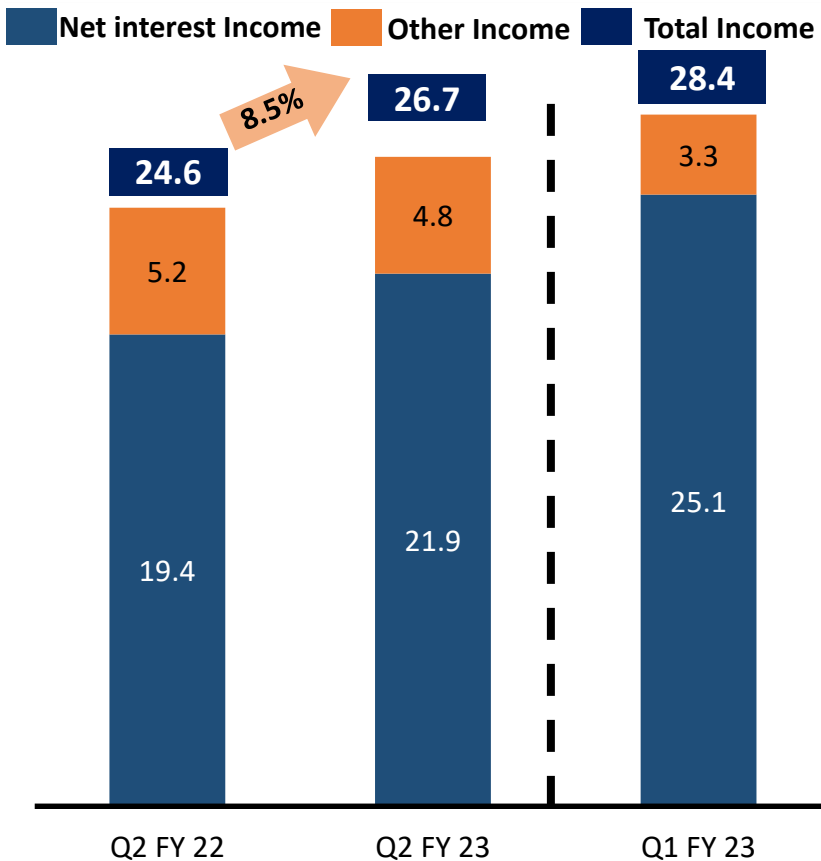


Average SA Balance Per Customer (₹ in 000')

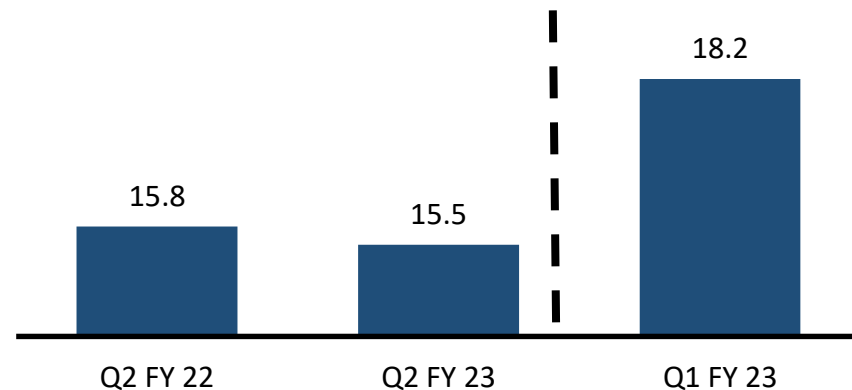


Financial Performance

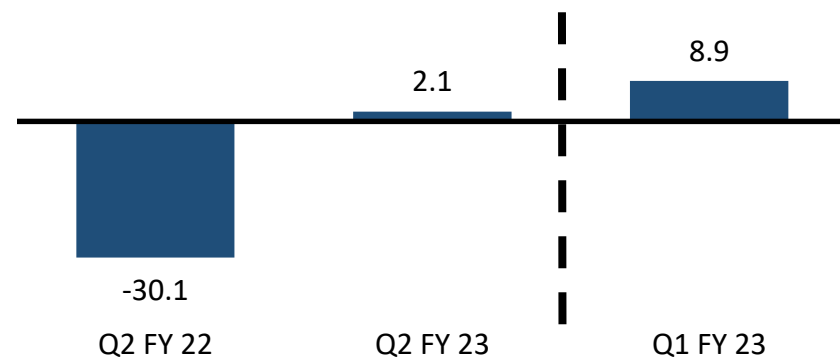
Total income (₹ in Billion)



Operating Profit (₹ in Billion)

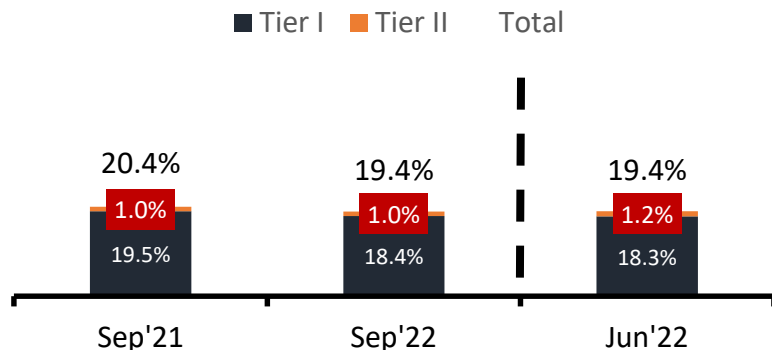


PAT (₹ in Billion)



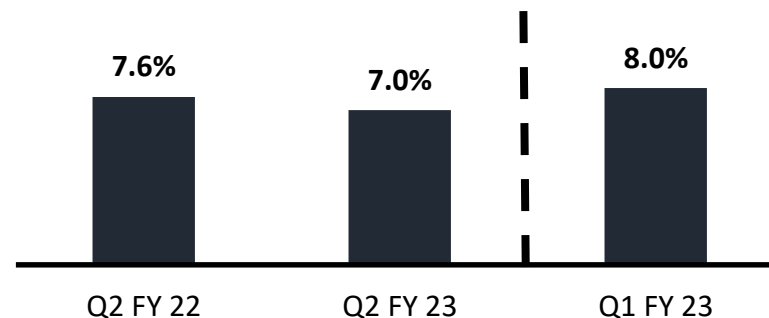
Financial Performance

Capital Adequacy Ratio (CRAR)

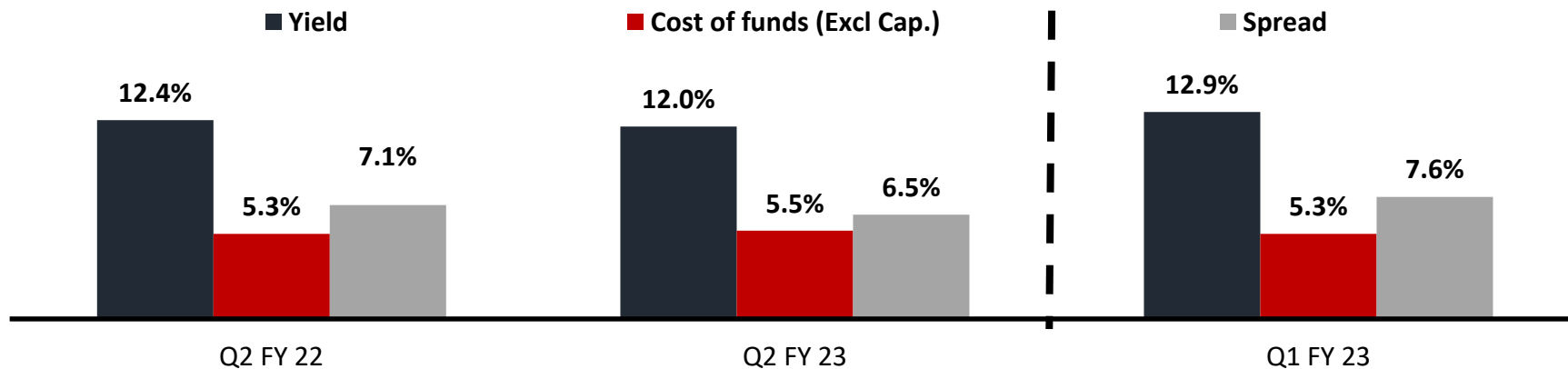


CRAR including Profits of Q2 FY 23 stands at 20.5% as at Sep'22 vs 20.4% as at Jun'22

NIM (Annualized)



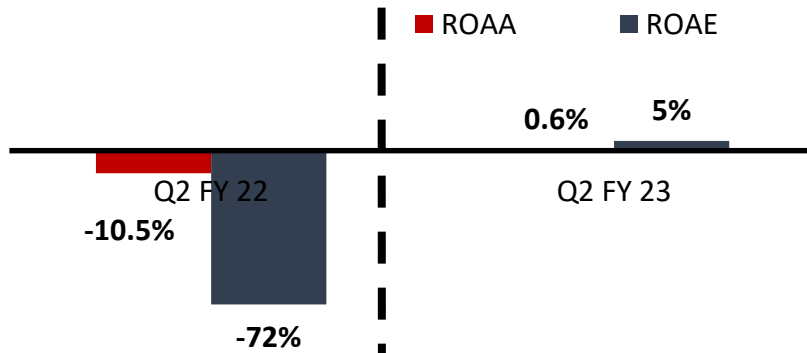
Spread (Annualized)



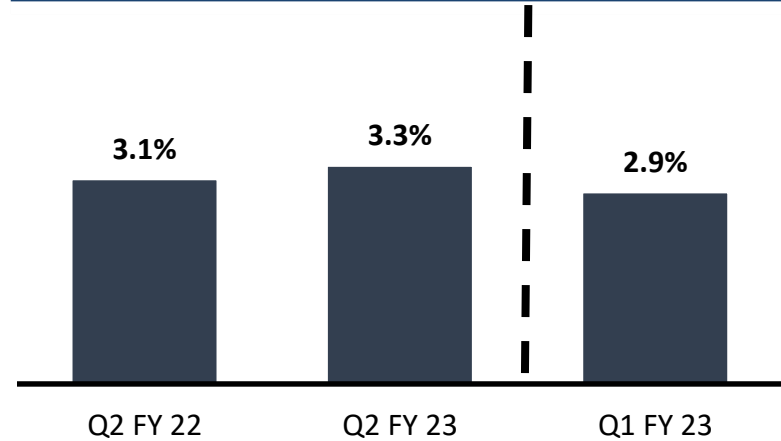
Impact on Yield and NIM in Q2 FY23 is primarily on account of interest reversals

Financial Performance

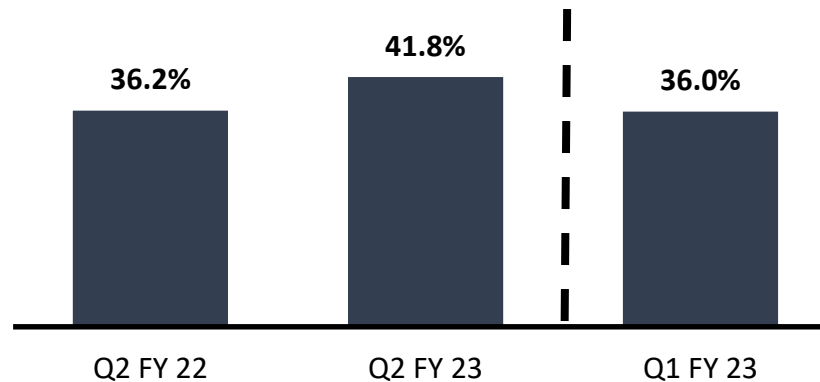
ROAA & ROAE (Annualized)



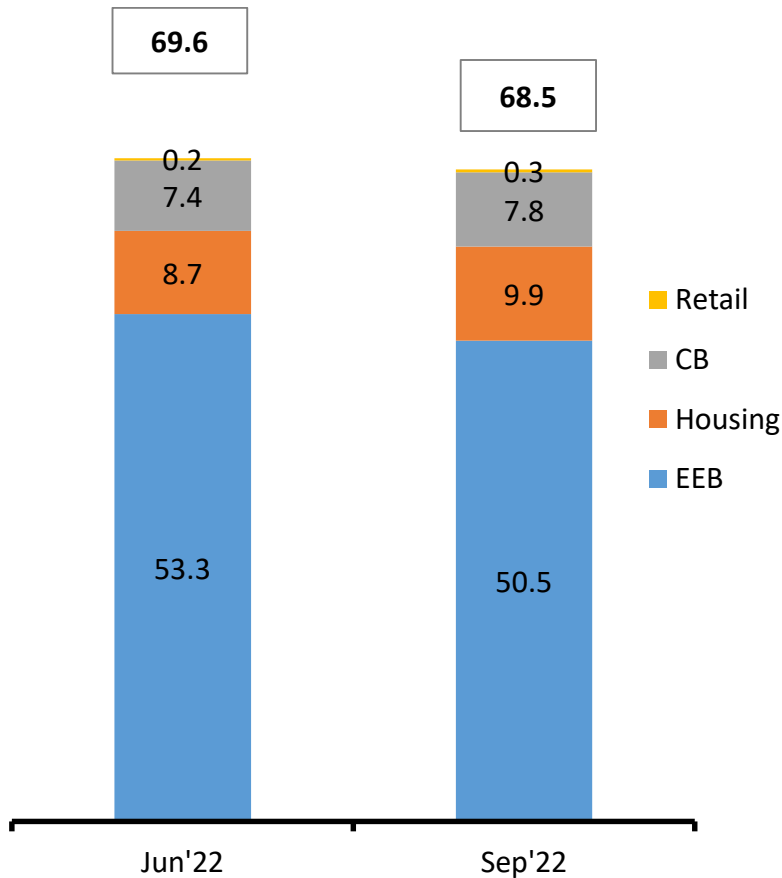
Operating expenses to Average Assets (Annualized)



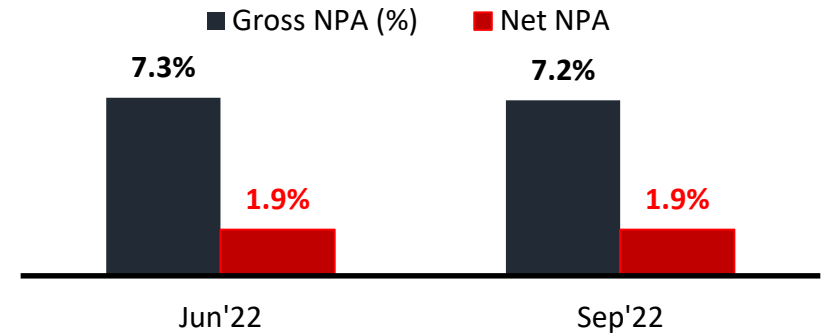
Cost to Income Ratio



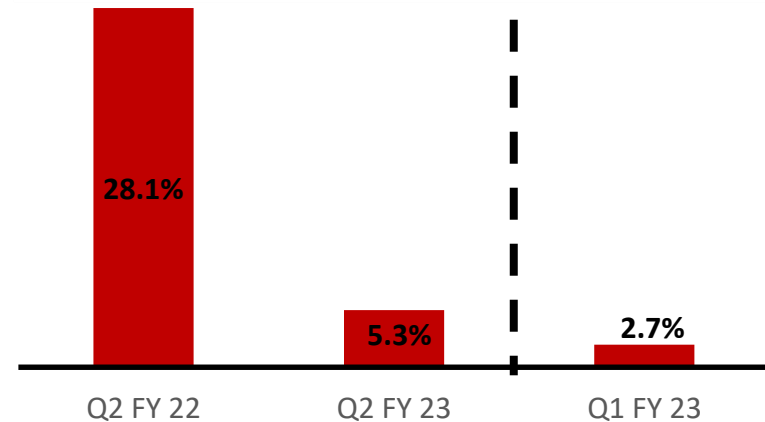
Segmental GNPA movement - (₹ in Billion)



Gross NPA and Net NPA



Credit Cost



Profit & Loss Statement (IN ₹ Bn.)

Particulars	Q2 FY 23	Q1FY 23	QoQ%	Q2 FY 22	YoY%
Interest Income	37.73	40.55	-6.95%	31.81	18.61%
Interest expenses	15.80	15.41	2.53%	12.45	26.86%
Net Int. Income (NII)	21.93	25.14	-12.77%	19.35	13.31%
Non Interest Income	4.77	3.30	44.55%	5.25	-9.06%
Total Income	26.70	28.44	-6.12%	24.60	8.54%
Operating Expenses	11.17	10.23	9.19%	8.75	27.64%
Operating Profit	15.53	18.21	-14.72%	15.85	-2.01%
Provision (Std. + NPA)	12.80	6.43	99.07%	56.13	-77.20%
Profit before tax	2.73	11.78	-76.83%	-40.29	-
Tax	0.64	2.92	-78.08%	-10.20	-
Profit after tax	2.09	8.87	-76.44%	-30.09	-

Balance Sheet (IN ₹Billion)

Particulars	As at	As at	% Change
	30th Sep 2022	31st Mar 2022	
Capital & Liabilities			
Capital	16.11	16.11	0.00%
Reserves & Surplus	168.72	157.70	6.99%
Shareholder Funds	184.83	173.81	6.34%
Deposits	993.66	963.31	3.15%
Borrowings	181.90	199.21	-8.69%
Other liabilities and provisions	29.23	52.34	-44.15%
Total	1,389.62	1,388.67	0.07%
Assets			
Cash and balances with Reserve Bank of India	68.12	49.43	37.81%
Balance with Banks and Money at call and short notice	19.16	43.79	-56.25%
Investments	306.73	290.79	5.48%
Advances	902.03	939.75	-4.01%
Fixed Assets	6.39	5.88	8.67%
Other Assets	87.19	59.03	47.70%
Total	1,389.62	1,388.67	0.07%

Rating of Bank's Financial Securities			
Instrument	Rating	Rating Agency	Amount (₹ in Billion)
Non-Convertible Debenture #	[ICRA]AA (Negative)	ICRA	15.60**
	CRISIL AA/Negative	CRISIL	
Term Loans From Bank	[ICRA]AA (Negative)	ICRA	0.80
Certificate of Deposit	CRISIL A1+	CRISIL	60.00*
	[ICRA] A1+	ICRA	

*Rating of ICRA is for ₹ 30 bn only

**Rating of ICRA is for ₹ 1.96 bn only

#erstwhile GRUH Finance Limited transferred to Bandhan Bank Ltd.

Our Board & Management



Bandhan
Bank

Experienced and professional team...



Chandra Shekhar Ghosh

MD & CEO

- Founder of BFSI, has 30 years of experience in the field of microfinance and development
- Awarded 'Entrepreneur of the Year' by Forbes and ET in 2014



Santanu Banerjee

Head, HR

- 27+ years of experience in the field of banking and finance
- Previously worked as Head of HR Business Relationship at Axis bank



Sunil Samdani

Chief Financial Officer

- 23+ years of experience in financial industry
- Previously served as Head of Business Analytics and Strategy at Development Credit Bank and as CFO at Karvy



Shantanu Sengupta

Head – Retail Banking

- 27+ years of experience in the field of Consumer & Commercial Banking, Retail Broking, Wealth Management and Financial Sector.
- Previously served as MD & Head of Consumer Banking at DBS Bank



Kamal Batra

Head - Assets

- 25+ years of experience in banking industry
- Previously served as Executive Vice President and Head, Business Banking and Secured Assets at IndusInd Bank



Siddhartha Sanyal

Chief Economist and Head Research

- 21+ years of experience in the field of Macro Economic
- Previously served as Director and Chief India Economist at Barclays Bank PLC.



Biswajit Das

Chief Risk Officer

- 28+ years of experience in banking industry
- Previously served as Head-RBS and regulatory reporting at ICICI Bank



Sudheer Reddy Govula

Chief Compliance Officer

- 26+ years experience in banking industry.
- Previously served as Senior Vice President – Compliance at HDFC Bank Ltd.



Satyajit Ghosh

Incharge-Emerging Entrepreneurs Business

- 26+ years of experience in the field of microfinance industry.
- Previously served as Area Manager at V.W.S India.



Sujoy Roy

Head - Branch Banking

- 22+ years experience in banking Industry.
- Previously worked as leadership roles in Retail Liabilities, Branch Banking and Channels at Axis Bank.

Experienced and professional team...



P Ramaswamy
Chief of Internal Vigilance

- 29+ years of experience in banking industry.
- Previously served as Head – Fraud Risk Management at Equitas Small Finance Bank.



Suresh Srinivasan Iyer
Head-Housing Finance

- 23+ years experience in financial industry.
- Previously served as critical role in creating and managing the affordable housing portfolio at GRUH Finance Limited.



Arvind Kanagasabai
Head, Treasury

- 30+ years of experience at a PSU Bank
- Previously served as CFO at SBI DFHI Limited, Mumbai



Indranil Banerjee
Company Secretary

- 20+ years experience in financial industry
- Previously served as Company Secretary at Energy Development Company



Nand Kumar Singh
Head - Banking Operations & Customer Service

- 26+ years of experience in banking industry
- Previously served as Retail Banking Head, Patna Circle, at Axis Bank.



Ronti Kar
Chief Information Officer

- 27+ years of experience in IT Sector.
- Previously served as Project Manager at Cognizant Technology Solution



Jagannadha Rao Suvvari
Head - Legal

- 25+ years of experience in financial industry
- Previously served as Vice President - 2 – Legal at IndusInd Bank Ltd.



Manoj Kumar Mauni
Chief Technology Officer

- 27+ years of experience in the field of Banking, Insurance, shipping and Financial Sector.
- Previously served as Executive Vice President – IT at Kotak Mahindra Bank.



Ravi Lahoti
Chief Audit Executive

- 17+ years of experience in banking industry.
- Previously worked as Principal Officer & Head of Anti Money Laundering at HDFC Bank

... backed by a strong independent Board

Board of Directors



Dr. Anup Kumar Sinha

Non-executive (Independent) Chairman

- Economist with Ph.D from University of Southern California, served as Professor of Economics at IIM Calcutta for 25 years
- He has also served on the Board of NABARD.



Chandra Shekhar Ghosh

Managing Director & CEO

- Has more than 30 years of experience in microfinance & development terrain
- Awarded 'Outstanding Leadership Award' by Dhaka University



Dr. A S Ramasastry

Independent Director

- Former Director of Institute for Development & Research of Banking Technology (IDRBT);
- Prior to IDRBT, he was the CGM-in-charge of Department of IT at RBI



Dr. Aparajita Mitra

Independent Director

- Doctorate in Agriculture, having extensive experience and expertise of more than three decades in the field of agricultural sciences



Divya Krishnan

Non-Executive Non-Independent Director (Nominee of NOFHC)

- A finance and investment banking professional
- Former Chief Investment Officer and Head of Investment at SBI Mutual Fund.



Dr. Holger Dirk Michaelis

Nominee Director

- Significant experience in private equity and as strategic advisor to financial services companies
- Currently, he is working with GIC



N V P Tendulkar

Independent Director

- Significant experience in finance, accounts, IT and management
- Former Whole time Director – Finance, Hewlett Packard (India)



Philip Mathew

Independent Director

- HR practitioner with almost 30 years of work experience, with career journey through the entire landscape of HR with significant depth
- Served as Chief People Officer of HDFC Bank till 2018



Santanu Mukherjee

Independent Director

- Significant experience in banking, finance, treasury operations, risk management, etc at various capacities in SBI Group
- Former MD of State Bank of Hyderabad



Subrata Dutta Gupta

Independent Director

- Significant experience in Asset-based Financing including mortgage finance in Asia
- Retired as the Principal Financial Officer from IFC



Suhail Chander

Independent Director

- A veteran banker with 37 years of rich experience in Banking Operations, Trade Finance, Retail and Wholesale Banking.
- Retired as the Head of Corporate and Institutional Banking at IndusInd Bank in 2020



Vijay N Bhatt

Independent Director

- Significant experience in accounting, audit and assurance
- Former Sr. Independent Director of BSR & Co., Chartered Accountants

Awards and accolades



Businessworld Magna Awards 2019

At Magna Awards 2019 organised by Businessworld, Bandhan Bank won two awards.

1. **Best Bank**
2. **Fastest Growing Bank**

Mr. Ghosh also won the 'Banker of the Year' award



Banker of the Year by Business Standard

Mr. Chandra Shekhar Ghosh, Managing Director and Chief Executive Officer was declared as the Business Standard 'Banker of the Year' for 2018-19 on November 14, 2019.



The Economic Times ET Bengal Corporate Awards

Bandhan recognised as the 'Fastest Growing Company', and also received the award for 'Excellence in Business Performance' in the category of companies with turnover of Rs.3,000 crore.



Emerging Company of the Year by Economic Times

Bandhan Bank recognized as the Emerging Company of the Year by Economic Times Awards for Corporate Excellence, 2019.

Awards and accolades

Dun & Bradstreet Corporate Awards 2021

Dun & Bradstreet honoured the torchbearers among Indian corporates at its annual 'Corporate Awards 2021' held on July 16, 2021.

The awards were virtually presented across 30+ categories. Bandhan Bank was recognised in the category of **Best Growth Performance Bank -2021**.



Forbes Worlds Best Banks 2022

Bandhan Bank featured in Forbes World Best Bank's list for the year 2022. Market research was conducted by leading firm 'Statista'.



e4m Pride of India Brands 2022

Bandhan Bank received Pride of India Brands awards organized by Exchange for Media, the awards were recognised and celebrated for setting new standards of innovation and excellence in their products, processes and marketing practices.



FE Pillar of BFSI Industry

Mr. Chandra Shekhar Ghosh, Managing Director & Chief Executive Officer, was awarded with the prestigious title 'FE Pillar of the BFSI Industry' on June 17, 2022 at the first chapter of FE Modern BFSI Summit.

The award recognises his exemplary contribution made to the BFSI sector that has inspired many and helped ensure resilience across the industry.



Brand Ambassador



Welcome On-Board DADA

Sourav Ganguly is now the brand ambassador of Bandhan Bank

Thank You

investor.relations@bandhanbank.com



**Bandhan
Bank**